


Statement Showing Shareholding Pattern

Category code	Category of Shareholder	Table (I)(a)					Shares Pledged or otherwise encumbered	
		Number of Shareholders	Total number of shares	Number of shares held in dematerialized form	Total shareholding as a percentage of total number of shares		Number of shares	As a percentage
					As a percentage of (A+B) ¹	As a percentage of (A+B+C)		
(i)	(ii)	(iii)	(iv)	(v)	(vi)	(vii)	(viii) = (vii)/(iv)*100	
(A)	Shareholding of Promoter and Promoter							
1	Indian							
(a)	Individuals/ Hindu Undivided Family	53	1721725	236500	22.84	22.84	0	
(b)	Central Government/ State Government(s)	0	0	0	0.00	0.00	0	
(c)	Bodies Corporate	12	2371875	240000	31.47	31.47	0	
(d)	Financial Institutions/ Banks	0	0	0	0.00	0.00	0	
(e)	Any Others (Specify)	0	0	0	0.00	0.00	0	
(e-i)		0	0	0	0.00	0.00	0	
(e-ii)		0	0	0	0.00	0.00	0	
	Sub Total(A)(1)	65	4093600	476500	54.32	54.32	0	
2	Foreign							
a	Individuals (Non-Residents Individuals/ Foreign Individuals)	0	0	0	0.00	0.00	0	
b	Bodies Corporate	0	0	0	0.00	0.00	0	
c	Institutions	0	0	0	0.00	0.00	0	
d	Any Others (Specify)	0	0	0	0.00	0.00	0	
d-i		0	0	0	0.00	0.00	0	
d-ii		0	0	0	0.00	0.00	0	
	Sub Total(A)(2)	0	0	0	0.00	0.00	0	
	Total Shareholding of Promoter and	65	4093600	476500	54.32	54.32	0	
(B)	Public shareholding							
1	Institutions							
(a)	Mutual Funds/ UTI	0	0	0	0.00	0.00	0	
(b)	Financial Institutions/ Banks	0	0	0	0.00	0.00	0	
(c)	Central Government/ State Government(s)	1	250000	250000	3.32	3.32	0	
(d)	Venture Capital Funds	0	0	0	0.00	0.00	0	
(e)	Insurance Companies	0	0	0	0.00	0.00	0	
(f)	Foreign Institutional Investors	0	0	0	0.00	0.00	0	
(g)	Foreign Venture Capital Investors	0	0	0	0.00	0.00	0	
(h)	Any Other (specify)	0	0	0	0.00	0.00	0	
(h-i)		0	0	0	0.00	0.00	0	
(h-ii)		0	0	0	0.00	0.00	0	
	Sub-Total (B)(1)	1	250000	250000	3.32	3.32	0	
B 2	Non-institutions							
(a)	Bodies Corporate	24	316500	5100	4.20	4.20	0	
(b)	Individuals							
I	Individuals -i. Individual shareholders holding nominal share capital up to Rs 1 lakh	3518	2613600	228900	34.68	34.68	0	
II	ii. Individual shareholders holding nominal share capital in excess of Rs. 1 lakh.	9	259000	38000	3.44	3.44	0	
(c)	Any Other (specify)							
(e-i)	Non Residents	5	4000	2000	0.05	0.05	0	
(e-ii)		0	0	0	0.00	0.00	0	
	Sub-Total (B)(2)	3556	3193100	274000	42.37	42.37	0	
(B)	Total Public Shareholding (B)= (B)(1)+(B)(2)	3557	3443100	524000	45.68	45.68	0	
	TOTAL (A)+(B)	3622	7536700	1000500	100.00	100.00	0	
(C)	Shares held by Custodians and against which Depository Receipts have been issued							
1	Promoter and Promoter Group	0	0	0	0	0.00	0	
2	Public	0	0	0	0	0.00	0	
	Sub-Total (C)	0	0	0	0	0.00	0	
	GRAND TOTAL (A)+(B)+(C)	3622	7536700	1000500	0	100.00	0	




Introductory sub-table (I)(a)

Name of the Company: SALGUTI INDUSTRIES LIMITED			
Scrip Code, Name of the scrip, class of security: 526554, SALGUTI, EQUITY			
Quarter ended: 31.12.2010			
Partly paid-up shares:-	No. of partly paid-up shares	As a % of total no. of partly paid-up shares	As a % of total no. of shares of the company
Held by promoter/promoter group	0	0	0
Held by public	0	0	0
Total - D	0	0	0
Outstanding convertible securities:-	No. of outstanding securities	As a % of total no. of outstanding convertible securities	As a % of total no. of shares of the company, assuming full conversion of the convertible securities
Held by promoter/promoter group	0	0	0
Held by public	0	0	0
Total - E	0	0	0
Warrants:-	No. of warrants	As a % of total no. of warrants	As a % of total no. of shares of the company, assuming full conversion of warrants
Held by promoter/promoter group	0	0	0
Held by public	0	0	0
Total - F	0	0	0
Total paid-up capital of the company, assuming full conversion of warrants and convertible securities (Grand Total (A+B+C)+ D+E+F)		7536700	100




(I)(b) Statement showing holding of securities (including shares, warrants, convertible securities) of persons belonging to the category "Promoter and Promoter Group"

Sr No	Name of the Shareholders	Details of Shares held		Encumbered shares(*)			Details of warrants		Details of convertible securities		Total shares (including underlying shares assuming full conversion of warrants and convertible securities) as a % of diluted share capital
		Number of Shares	As a % of grand Total (A)+(B)+(C)	Number	As a Percentage	As a % of grand total (A)+(B)+(C) of sub-clause (I)(a)	Number of warrants held	As a % total number of warrants of the same class	Number of Convertible securities held	As a % total number of securities of the same class	
(I)	(II)	(III)	(IV)	(V)	(VI)= (V)/(III)*100	(VII)	(VIII)	(IX)	(X)	(XI)	(XII)
1	SALGUTI FINANCE & INVESTMENT PVT LTD	1169375	15.52	0	0	0	0	0	0	0	15.52
2	S VISHUWARDHAN REDDY	660000	8.75	0	0	0	0	0	0	0	8.76
3	SALGUTI TEXTILES LIMITED	435000	5.77	0	0	0	0	0	0	0	5.77
4	S RAIJITHA REDDY	270000	3.58	0	0	0	0	0	0	0	3.58
5	SALGUTI FINANCE & INVESTMENT (P) LTD	205000	2.72	0	0	0	0	0	0	0	2.72
6	SALGUTI BUILDERS (P) LIMITED	110000	1.43	0	0	0	0	0	0	0	1.46
7	VISHNU VARDHAN REDDY SALGUTI	100400	1.33	0	0	0	0	0	0	0	1.33
8	SALGUTI BUILDERS PVT LTD.	80000	1.06	0	0	0	0	0	0	0	1.06
9	SALGUTI FINANCE & INVESTMENTS (P) LTD.,	80000	1.06	0	0	0	0	0	0	0	1.06
10	M/S.KISSAN OIL REFINARIES (P) LTD.,	80000	1.06	0	0	0	0	0	0	0	1.06
11	S RAIJITHA REDDY	60500	0.3	0	0	0	0	0	0	0	0.8
12	M KSRISHNA REDDY	60000	0.3	0	0	0	0	0	0	0	0.8
13	JURALA POWER PROJECTS PVT LTD	50000	0.66	0	0	0	0	0	0	0	0.66
14	GADWAL POWER PROJECTS PVT LTD	50000	0.66	0	0	0	0	0	0	0	0.66
15	S NARAYAN REDDY	50000	0.66	0	0	0	0	0	0	0	0.66
16	P SUBBA REDDY	50000	0.66	0	0	0	0	0	0	0	0.66
17	K RAMACHANDRAIAH	50000	0.66	0	0	0	0	0	0	0	0.66
18	RAIJITHA REDDY SALGUTI	45100	0.6	0	0	0	0	0	0	0	0.6
19	G VENKATA KRISHNA REDDY	40000	0.53	0	0	0	0	0	0	0	0.53
20	KISSAN OIL REFINARIES PVT LTD	37500	0.5	0	0	0	0	0	0	0	0.53
21	SALGUTI BUILDERS PVT LTD	37500	0.5	0	0	0	0	0	0	0	0.5
22	SALGUTI TEXTILES LTD	37500	0.5	0	0	0	0	0	0	0	0.5
23	S RAIJITHA REDDY	14000	0.19	0	0	0	0	0	0	0	0.19
24	M SULOCHANA	20000	0.27	0	0	0	0	0	0	0	0.27
25	G SATYANARAYANA REDDY	20000	0.27	0	0	0	0	0	0	0	0.27
26	G HANUMANTH REDDY	18000	0.23	0	0	0	0	0	0	0	0.23
27	S PRAJWAL REDDY	22000	0.32	0	0	0	0	0	0	0	0.32
28	RAJESHWARAMMA SALGUTI	22500	0.3	0	0	0	0	0	0	0	0.3
29	SATYANARAYANA REDDY	20000	0.24	0	0	0	0	0	0	0	0.27
30	VENKATESHWARA REDDY SALUGUTI	19000	0.25	0	0	0	0	0	0	0	0.25
31	SULOCHANA MALLEPALLY	17500	0.23	0	0	0	0	0	0	0	0.23
32	B RAVINDER REDDY	15625	0.21	0	0	0	0	0	0	0	0.21
33	GOPALREDDY SALGUTI	15000	0.2	0	0	0	0	0	0	0	0.2
34	YASHODA	9000	0.12	0	0	0	0	0	0	0	0.12
35	RAGHUWARDHAN REDDY MASTIPOOR	7000	0.09	0	0	0	0	0	0	0	0.09
36	HARISHCHANDRA REDDY	7000	0.09	0	0	0	0	0	0	0	0.09
37	S SREENIVAS REDDY	7000	0.09	0	0	0	0	0	0	0	0.09
38	M RAJESHWAR REDDY	7000	0.09	0	0	0	0	0	0	0	0.09
39	M NARAYAN REDDY	7000	0.09	0	0	0	0	0	0	0	0.09
40	MUTYALA VENKATAIAH	5500	0.07	0	0	0	0	0	0	0	0.07
41	M VENKATRAM REDDY	5500	0.07	0	0	0	0	0	0	0	0.07
42	M N REDDY	5500	0.07	0	0	0	0	0	0	0	0.07
43	S REJESWARANNA	5000	0.07	0	0	0	0	0	0	0	0.07
44	S VENKATESWARA REDDY	5000	0.07	0	0	0	0	0	0	0	0.07
45	SAVITHA R MALLEPALLI	5000	0.07	0	0	0	0	0	0	0	0.07
46	SUDHEER R MALLEPALLI	5000	0.07	0	0	0	0	0	0	0	0.07
47	B JYOTHI REDDY	5000	0.07	0	0	0	0	0	0	0	0.07
48	K RAVENDER REDDY	5000	0.07	0	0	0	0	0	0	0	0.07
49	K INDRA REDDY	5000	0.07	0	0	0	0	0	0	0	0.07
50	M VENKATAIAH	5000	0.07	0	0	0	0	0	0	0	0.07
51	M RAGHUWARDHAN REDDY	5000	0.07	0	0	0	0	0	0	0	0.07
52	S GOPAL REDDY	5000	0.07	0	0	0	0	0	0	0	0.07
53	G BALASWAMY	3500	0.05	0	0	0	0	0	0	0	0.07
54	RAVINDER REDDY BORRA	2500	0.03	0	0	0	0	0	0	0	0.05
55	KRISHNA REDDY MALLEPALLY	2000	0.03	0	0	0	0	0	0	0	0.03
56	K BUTCHAIH	2000	0.03	0	0	0	0	0	0	0	0.03
57	K PURUSHOTTAM	2000	0.03	0	0	0	0	0	0	0	0.03
58	K JANARDHAN	2000	0.03	0	0	0	0	0	0	0	0.03
59	LAXMIKAR REDDY	1600	0.02	0	0	0	0	0	0	0	0.03
60	Y SADASHIVAIAH	1000	0.01	0	0	0	0	0	0	0	0.02
61	R GOVERDHAN REDDY	1000	0.01	0	0	0	0	0	0	0	0.01
62	R GOVERDHAN	1000	0.01	0	0	0	0	0	0	0	0.01
63	M SULAIMAN	1000	0.01	0	0	0	0	0	0	0	0.01
64	K SURENDER	1000	0.01	0	0	0	0	0	0	0	0.01
65	K NARENDER	1000	0.01	0	0	0	0	0	0	0	0.01
Total:		4093600	54.32	0	0	0	0	0	0	0	54.32




**(I)(c) Statement showing Shareholding of persons belonging to the category
"Public" and holding more than 1% of the total number of shares**

Sr. No.	Name of the shareholder	Number of shares	Shares as a percentage of total number of shares {i.e., Grand Total (A)+(B)+(C) indicated in Statement at para (I)(a) above}
1	APIDC LTD	250000	3.32
2	CUBEX TUBINGS LTD	195000	2.59
3	PIYUSH GORDHANDAS	105000	1.39
TOTAL		550000	7.30




(I)(d) Statement showing details of locked-in shares

Sr. No.	Name of the shareholder	Number of locked-in shares	Locked-in shares as a percentage of total number of shares {i.e., Grand Total (A)+(B)+(C) indicated in Statement at para (I)(a) above}
1	NIL	0	0.00
			0.00
TOTAL	NIL	0	0.00



(II)(a) Statement showing details of Depository Receipts (DRs)

Sr. No.	Type of outstanding DR (ADRs, GDRs, SDRs, etc.)	Number of outstanding DRs	Number of shares underlying outstanding DRs	Shares underlying outstanding DRs as a percentage of total number of shares {i.e., Grand Total (A)+(B)+(C) indicated in Statement at para (I)(a) above}
1	NIL	0	0	0.00
TOTAL	NIL	0	0	0.00



(II)(b) Statement showing holding of Depository Receipts (DRs), where underlying shares held by "promoter/promoter group" are in excess of 1% of the total number of shares

Sr. No.	Name of the DR Holder	Type of outstanding DR (ADRs, GDRs, SDRs, etc.)	Number of shares underlying outstanding DRs	Shares underlying outstanding DRs as a percentage of total number of shares (i.e., Grand Total (A)+(B)+(C) indicated in Statement at para (I)(a) above)
1	NIL	0	0	0.00
TOTAL NIL		0	0	0.00

