

Admn. Office : 8-2-334/18, 3rd Floor,
Road No. 3, Banjara Hills,
Hyderabad-500 034.
Tel : 23545939, 23543580 Fax : 23544909



Statement Showing Shareholding Pattern								
Name of the Company :		SALGUTI INDUSTRIES LIMITED						
Scrip Code :		526554		Quarter Ended : 31.12.2009				
Category code	Category of Shareholder	Number of Shareholders	Total number of shares	Number of shares held in dematerialized form	Total shareholding as a percentage of total number of		Shares Pledged or otherwise encumbered	
					As a percentage of(A+B) ¹	As a percentage of (A+B+C)	Number of shares	As a percentage
(A)	Shareholding of Promoter and Promoter Group²							
1	Indian							
(a)	Individuals/ Hindu Undivided Family	53	1721725	236500	22.84	22.84	50000	2.90
(b)	Central Government/ State Government(s)	0	0	0	0.00	0.00	0	0.00
(c)	Bodies Corporate	8	2371875	240000	31.47	31.47	0	0.00
(d)	Financial Institutions/ Banks	0	0	0	0.00	0.00	0	0.00
(e)	Any Others(Specify)	0	0	0	0.00	0.00	0	0.00
(e-i)								
(e-ii)								
	Sub Total(A)(1)	61	4093600	476500	54.32	54.32	0	0.00
2	Foreign							
a	Individuals (Non-Residents Individuals/ Foreign Individuals)	0	0	0	0.00	0.00	0	0.00
b	Bodies Corporate	0	0	0	0.00	0.00	0	0.00
c	Institutions	0	0	0	0.00	0.00	0	0.00
d	Any Others(Specify)	0	0	0	0.00	0.00	0	0.00
d-i		0	0	0	0.00	0.00	0	0.00
d-ii		0	0	0	0.00	0.00	0	0.00
	Sub Total(A)(2)	0	0	0	0.00	0.00	0	0.00
	Total Shareholding of Promoter and Promoter Group (A)= (A)(1)+(A)(2)	61	4093600	476500	54.32	54.32	0	0.00
(B)	Public shareholding							
1	Institutions							
(a)	Mutual Funds/ UTI	0	0	0	0.00	0.00	0	0.00
(b)	Financial Institutions/ Banks	1	250000	250000	3.32	3.32	0	0.00
(c)	Central Government/ State Government(s)	0	0	0	0.00	0.00	0	0.00
(d)	Venture Capital Funds	0	0	0	0.00	0.00	0	0.00
(e)	Insurance Companies	0	0	0	0.00	0.00	0	0.00
(f)	Foreign Institutional Investors	0	0	0	0.00	0.00	0	0.00
(g)	Foreign Venture Capital Investors	0	0	0	0.00	0.00	0	0.00
(h)	Any Other (specify)	0	0	0	0.00	0.00	0	0.00
(h-i)		0	0	0	0.00	0.00	0	0.00
(h-ii)		0	0	0	0.00	0.00	0	0.00
	Sub-Total (B)(1)	1	250000	250000	3.32	3.32	0	0.00
B 2	Non-institutions				0.00	0.00	0	0.00
(a)	Bodies Corporate	25	316600	5200	4.20	4.20	0	0.00
(b)	Individuals							
i	Individuals -i. Individual shareholders holding nominal share capital up to Rs 1 lakh	3517	2613500	221400	34.68	34.68	0	0.00
ii	Individual shareholders holding nominal share capital in excess of Rs. 1 lakh	9	259000	38000	3.44	3.44	0	0.00
(c)	Any Other (specify)	0	0	0	0.00	0.00	0	0.00
(c-i)	Non Residents	5	4000	2000	0.05	0.05	0	0.00
(c-ii)		0	0	0	0.00	0.00	0	0.00
	Sub-Total (B)(2)	3556	3193100	266600	42.37	42.37	0	0.00
(B)	Total Public Shareholding (B)= (B)(1)+(B)(2)	3557	3443100	516600	45.68	45.68	0	0.00
	TOTAL (A)+(B)	3618	7536700	993100	100.00	100.00	0	0.00
(C)	Shares held by Custodians and against which Depository Receipts have been issued	0	0	0	0.00	0.00	0	0.00
	GRAND TOTAL (A)+(B)+(C)	3618	7536700	993100	100.00	100.00	0	0.00




Works :

- Sy. No. 548/AA, Mudireddipally (V), Balanagar Mandal, Mahaboobnagar Dist. Tel : 08542-230050
- Sy. No. 310 & 311, Gollapally (V), Jadcherla Mandal, Mahaboobnagar Dist.
- Plot No. 154/A2, IDA Bollaram (Miyapur), Medak Dist.- 502 325 Tel : 08458-279250


(1)(b) Statement showing holding of securities (including shares, warrants, convertible securities) of persons belonging to the category "Promoter and Promoter Group"

Sr No	Name of the Shareholders	Details of Shares held		Shares pledged or otherwise encumbered		
		Number of Shares	As a % of grand Total (A)+(B)+(C)	Number	As a Percentage	As a % of grand total (A)+(B)+(C) of sub-clause (1)(a)
(i)	(ii)	(iii)	(iv)	(v)	(vi)= (v)/(iii)*100	(vii)
1	SALGUTI FINANCE & INVESTMENT PVT LTD	1169375	15.52	0	0	0
2	S VISHUVARDHAN REDDY	660000	8.76	0	0	0
3	SALGUTI TEXTILES LIMITED	435000	5.77	0	0	0
4	S RAJITHA REDDY	270000	3.58	0	0	0
5	SALGUTI FINANCE & INVESTMENT (P) LTD	205000	2.72	0	0	0
6	SALGUTI BUILDERS (P) LIMITED	110000	1.46	0	0	0
7	VISHNU VARDHAN REDDY SALGUTI	100400	1.33	0	0	0
8	SALGUTI BUILDERS PVT LTD.,	80000	1.06	0	0	0
9	SALGUTI FINANCE & INVESTMENTS (P) LTD.,	80000	1.06	0	0	0
10	M/S.KISSAN OIL REFINARIES (P) LTD.,	80000	1.06	0	0	0
11	S RAJITHA REDDY	60500	0.8	0	0	0
12	M KSRISHNA REDDY	60000	0.8	0	0	0
13	JURALA POWER PROJECTS PVT LTD	212500	2.82	0	0	0
14	S NARAYAN REDDY	50000	0.66	0	0	0
15	P SUBBA REDDY	50000	0.66	0	0	0
16	K RAMACHANDRAIAH	50000	0.66	0	0	0
17	RAJITHA REDDY SALGUTI	45100	0.6	0	0	0
18	G VENKATA KRISHNA REDDY	40000	0.53	0	0	0
19	S RAJITHA REDDY	14000	0.19	0	0	0
20	M SULOCHANA	20000	0.27	0	0	0
21	G SATYANARAYANA REDDY	20000	0.27	0	0	0
22	G HANUMANTH REDDY	18000	0.23	0	0	0
23	S PRAJWAL REDDY	22000	0.32	0	0	0
24	RAJESHWARAMMA SALGUTI	22500	0.3	0	0	0
25	SATYANARAYANA REDDY	20000	0.24	0	0	0
26	VENKATESHWARA REDDY SALUGUTI	19000	0.25	0	0	0
27	SULOCHANA MALLEPALLY	17500	0.23	0	0	0
28	B RAVINDER REDDY	15625	0.21	0	0	0
29	GOPALREDDY SALGUTI	15000	0.2	0	0	0
30	YASHODA	9000	0.12	0	0	0
31	RAGHUVARDHAN REDDY MASTIPOOR	7000	0.09	0	0	0
32	HARISHCHANDRA REDDY	7000	0.09	0	0	0
33	S SREENIVAS REDDY	7000	0.09	0	0	0
34	M RAJESHWAR REDDY	7000	0.09	0	0	0
35	M NARAYAN REDDY	7000	0.09	0	0	0
36	MUTYALA VENKATAIAH	5500	0.07	0	0	0
37	M VENKATRAM REDDY	5500	0.07	0	0	0
38	M N REDDY	5500	0.07	0	0	0
39	S REJESWARANNA	5000	0.07	0	0	0
40	S VENKATESWARA REDDY	5000	0.07	0	0	0
41	SAVITHA R MALLEPALLI	5000	0.07	0	0	0
42	SUDHEER R MALLEPALLI	5000	0.07	0	0	0
43	B JYOTHI REDDY	5000	0.07	0	0	0
44	K RAVENDER REDDY	5000	0.07	0	0	0
45	K INDRA REDDY	5000	0.07	0	0	0
46	M VENKATAIAH	5000	0.07	0	0	0
47	M RAGHUVARDHAN REDDY	5000	0.07	0	0	0
48	S GOPAL REDDY	5000	0.07	0	0	0
49	G BALASWAMY	3500	0.05	0	0	0
50	RAVINDER REDDY BORRA	2500	0.03	0	0	0
51	KRISHNA REDDY MALLEPALLY	2000	0.03	0	0	0
52	K BUTCHIAIAH	2000	0.03	0	0	0
53	K PURUSHOTTAM	2000	0.03	0	0	0
54	K JANARDHAN	2000	0.03	0	0	0
55	LAXMIKAR REDDY	1600	0.02	0	0	0
56	Y SADASHIVAIAH	1000	0.01	0	0	0
57	R GOVERDHAN REDDY	1000	0.01	0	0	0
58	R GOVERDHAN	1000	0.01	0	0	0
59	M SULAIMAN	1000	0.01	0	0	0
60	K SURENDER	1000	0.01	0	0	0
61	K NARENDER	1000	0.01	0	0	0
	Total:	4093600	54.32	0	0	0




(I)(c) Statement showing Shareholding of persons belonging to the category "Public" and holding more than 1% of the total number of shares

Sr. No.	Name of the shareholder	Number of shares	Shares as a percentage of total number of shares {i.e., Grand Total (A)+(B)+(C) indicated in Statement at para (I)(a) above}
1	APIDC LTD	250000	3.32
2	CUBEX TUBINGS LTD	195000	2.59
3	PIYUSH GORDHANDAS	105000	1.39
TOTAL		550000	7.30




(I)(d) Statement showing details of locked-in shares

Sr. No.	Name of the shareholder	Number of locked-in shares	Locked-in shares as a percentage of total number of shares {i.e., Grand Total (A)+(B)+(C) indicated in Statement at para (I)(a) above}
1	NIL	0	0.00
TOTAL NIL		0	0.00



(II)(a) Statement showing details of Depository Receipts (DRs)

Sr. No.	Type of outstanding DR (ADRs, GDRs, SDRs, etc.)	Number of outstanding DRs	Number of shares underlying outstanding DRs	Shares underlying outstanding DRs as a percentage of total number of shares {i.e., Grand Total (A)+(B)+(C) indicated in Statement at para (I)(a) above}
1	NIL	0	0	0.00
TOTAL	NIL	0	0	0.00



(II)(b) Statement showing Holding of Depository Receipts (DRs), where underlying shares are in excess of 1% of the total number of shares

Sr. No.	Name of the DR Holder	Type of outstanding DR (ADRs, GDRs, SDRs, etc.)	Number of shares underlying outstanding DRs	Shares underlying outstanding DRs as a percentage of total number of shares {i.e., Grand Total (A)+(B)+(C) indicated in Statement at para (I)(a) above}
1	NIL	0	0	0.00
TOTAL NIL		0	0	0.00

