

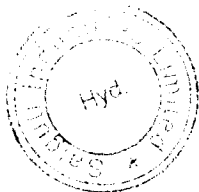
Scrip Code:526554

SALGUTI INDUSTRIES LIMITED

,EQUITY

Quarter Ended: JUN'2013

Partly Paid-up Shares:	No. of Partly Paid-up Shares:	As a % of total No. of partly paid-up Shares	As a % of total No. of shares of the company
Held by promoter/promoter group	0	0	0
Held by Public	0	0	0
TOTAL:	0	0	0
Outstanding Convertible Securites:	No. of outstanding Securities	As a % of total No. of outstanding convertible securities	As a % of total No. of shares of the company, assuming full conversion of the convertible securities
Held by promoter/promoter group	0	0	0
Held by Public	0	0	0
TOTAL:	0	0	0
Warrants:	No. of Warrants	As a % of total No. of Warrants	As a % of total No. of shares of the company, assuming full conversion of warrants
Held by promoter/promoter group	0	0	0
Held by Public	0	0	0
TOTAL:	0	0	0
Total paid-up capital of the company, assuming full conversion of warrants and convertible securities	7536700		



Salguti Industries Ltd

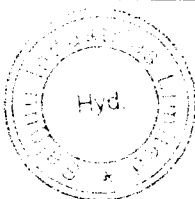
[Signature]
Director

Table I (a) - Statement Showing Share Holding Pattern

Category code	Category of Shareholder	Number of Shareholders	Total Number of shares	Number of shares held in dematerialised form	Total shareholding as a percentage of		Shares pledged or otherwise encumbered	
					As a Percentage of	As a Percentage of	Number of Shares	As a percentage
(I)	(II)	(III)	(IV)	(V)	(VI)	(VII)	(VIII)	(IX)=(VIII)/(V)*100
(A)	Shareholding of Promoter and Promoter Group							
	1 Indian							
(a)	Individuals/Hindu Undivided Family	18	2636725	2567350	34.99	34.99	0	0
(b)	Central Government/State Government(s)	0	0	0	0	0	0	0
(c)	Bodies Corporate	6	2371875	2271875	31.47	31.47	0	0
(d)	Financial Institutions/Banks	0	0	0	0	0	0	0
(e)	Any Others(Specify)	0	0	0	0	0	0	0
(e-i)	Mutual Funds	0	0	0	0	0	0	0
(e-ii)	Trusts	0	0	0	0	0	0	0
	Sub Total (A)(1)	24	5008600	4839225	66.46	66.46	0	0
	2 Foreign							
(a)	Individuals (Non Resident Individuals/Foreign Ind	0	0	0	0	0	0	0
(b)	Bodies Corporate	0	0	0	0	0	0	0
(c)	Institutions	0	0	0	0	0	0	0
(d)	Qualified Foreign Investor	0	0	0	0	0	0	0
(e)	Any Others(Specify)	0	0	0	0	0	0	0
(e-i)	Overseas Corporate Bodies	0	0	0	0	0	0	0
(e-ii)		0	0	0	0	0	0	0
	Sub Total (A)(2)	0	0	0	0	0	0	0
	Total Shareholding of Promoter and Promoter Group (A)=(A)(1)+(A)(2)	24	5008600	4839225	66.46	66.46	0	0
(B)	Public Shareholding							
	1 Institutions							
(a)	Mutual Funds/UTI	0	0	0	0	0	0	0
(b)	Financial Institutions/Banks	0	0	0	0	0	0	0
(c)	Central Government/State Government(s)	1	250000	250000	3.32	3.32	0	0
(d)	Venture Capital Funds	0	0	0	0	0	0	0
(e)	Insurance Companies	0	0	0	0	0	0	0
(f)	Foreign Institutional Investors	0	0	0	0	0	0	0
(g)	Foreign Venture Capital Investors	0	0	0	0	0	0	0
(h)	Qualified Foreign Investor	0	0	0	0	0	0	0
(i)	Any Others(Specify)	0	0	0	0	0	0	0
(i-i)	Foreign Companies	0	0	0	0	0	0	0
(i-ii)		0	0	0	0	0	0	0
	Sub Total (B)(1)	1	250000	250000	3.32	3.32	0	0
	B2 Non-Institutions							
(a)	Bodies Corporate	23	446200	5000	5.92	5.92	0	0
(b)	Individuals							
(I)	Individual shareholders holding nominal share capital upto Rs.1 lakh	3114	1583900	234700	21.02	21.02	0	0
(II)	Individual shareholders holding nominal share capital in excess of Rs.1 lakh	8	244000	38000	3.24	3.24	0	0
(c)	Qualified Foreign Investor	0	0	0	0	0	0	0
(d)	Any Others(Specify)							
(d-i)	Non Resident Individuals	5	4000	2000	0.05	0.05	0	0
(d-ii)	Overseas Corporate Bodies	0	0	0	0	0	0	0
(d-iii)	Trusts	0	0	0	0	0	0	0
(d-iv)	Employees	0	0	0	0	0	0	0
(d-v)	Clearing Members	0	0	0	0	0	0	0
(d-vi)	Foreign Nationals	0	0	0	0	0	0	0
	Sub Total (B)(2)	3150	2278100	279700	30.23	30.23	0	0
	Total Public Shareholding (B)=(B)(1)+(B)(2)	3151	2528100	529700	33.54	33.54	0	0
	Total (A)+(B)	3175	7536700	5368925	100	100	0	0
(C)	Shares held by Custodians and against Depository Receipts have been issued							
1	Shareholding of Promoter and Promoter Group	0	0	0	0	0	0	0
2	Public Shareholding	0	0	0	0	0	0	0
	Grand Total (A)+(B)+(C)	3175	7536700	5368925	100	100	0	0

SPL_Patt_20130629

SPL Patt 20130629



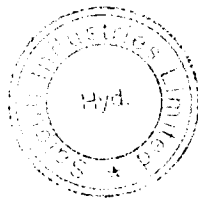
Signature of the Director

Director

(1)(b) Statement showing holding of securities (including shares, warrants, convertible securities) of persons belonging to the category "Promoter and Promoter Group"

Sr No	Name of the Shareholders	Details of Shares held		Encumbered shares(*)			Details of warrants		Details of convertible securities		Total shares (including underlying shares assuming full conversion of warrants and convertible securities) as a % of diluted share
		Number of Shares	As a % of grand Total (A)+(B)+(C)	Number	As a Percentage	As a % of grand total (A)+(B)	Number of warrants held	As a % total number of warrants	Number of Convertible securities	As a % total number of	
(I)	(II)	(III)	(IV)	(V)	(VI)= (V)/III*100	(VII)	(VIII)	(IX)	(X)	(XI)	(XII)
1	SALGUTI FINANCE & INVESTMENTS (P) LTD.,	1454375	19.3	0	0	0	0	0	0	0	19.3
2	VISHNU VARDHAN REDDY SALGUTI	892400	11.84	0	0	0	0	0	0	0	11.84
3	RAJITHA REDDY SALGUTI	492700	6.54	0	0	0	0	0	0	0	6.54
4	SALGUTI TEXTILES PVT LTD.,	472500	6.27	0	0	0	0	0	0	0	6.27
5	PRAJWAL R SALGUTI	366300	4.86	0	0	0	0	0	0	0	4.86
6	SALGUTI BUILDERS PVT LTD.,	227500	3.02	0	0	0	0	0	0	0	3.02
7	KRISHNA REDDY MALLEPALLY	213800	2.84	0	0	0	0	0	0	0	2.84
8	SULOCHANA MALLEPALLY	203050	2.69	0	0	0	0	0	0	0	2.69
9	RAJESHWARAMMA SALGUTI	179200	2.38	0	0	0	0	0	0	0	2.38
10	GOPALREDDY SALGUTI	171800	2.28	0	0	0	0	0	0	0	2.28
11	M/S.KISSAN OIL REFINARIES (P) LTD.,	117500	1.56	0	0	0	0	0	0	0	1.56
12	JURALA POWER PROJECTS PVT LTD	50000	0.66	0	0	0	0	0	0	0	0.66
13	GADWAL POWER PROJECTS PVT LTD	50000	0.66	0	0	0	0	0	0	0	0.66
14	G HANUMANTHIREDDY	28750	0.38	0	0	0	0	0	0	0	0.38
15	VENKATESHWARA REDDY SALUGUTI	24000	0.32	0	0	0	0	0	0	0	0.32
16	B RAVINDER REDDY	15625	0.21	0	0	0	0	0	0	0	0.21
17	RAGHUVARDHAN REDDY MASTIPOOR	12000	0.16	0	0	0	0	0	0	0	0.16
18	MUTYALA VENKATAIAH	10500	0.14	0	0	0	0	0	0	0	0.14
19	SAVITHA R MALLEPALLI	5000	0.07	0	0	0	0	0	0	0	0.07
20	SUDHEER R MALLEPALLI	5000	0.07	0	0	0	0	0	0	0	0.07
21	B JYOTHI REDDY	5000	0.07	0	0	0	0	0	0	0	0.07
22	K RAVENDER REDDY	5000	0.07	0	0	0	0	0	0	0	0.07
23	K INDRA REDDY	5000	0.07	0	0	0	0	0	0	0	0.07
24	MUNDLA LAKSHMIKAR REDDY	1600	0.02	0	0	0	0	0	0	0	0.02
	Total:	5008600	66.46	0	0	0	0	0	0	0	66.46

(*) The term "encumbrance" has the same meaning as assigned to it in regulation 28(3) of the SAST Regulations, 2011.

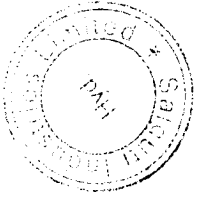


Salguti Industries Ltd

[Handwritten signature]

(I) C (I) Statement showing holding of securities (including shares, warrants, convertible securities) of persons belonging to the category "Public" and holding more than 1% of the total number of shares

Sr No	Name of the Shareholders	Number of Shares held	Shares as a percentage of total number of shares(i.e., Grand Total (A)+(B)+(C) indicated in Statement at para (I)(a))	Details of Warrants		Details of convertible securities		Total shares (including underlying shares assuming full conversion of warrants and convertible securities) as a % of diluted share capital
				Number of warrants held	As a % total number of warrants	Number of convertible securities	As a % total number of securities	
1	ANDHRA PRADESH INDUSTRIAL DEVELOPMENT CORPORA	250000	3.32	0	0	0	0	3.32
2	CUBEX TUBINGS LTD	195000	2.59	0	0	0	0	2.59
3	ENSPIRE INSTITUTE OF PROFESSIONAL	129800	1.72	0	0	0	0	1.72
4	PIYUSH GORDHANDAS DOSHI	105000	1.39	0	0	0	0	1.39
Total:		679800	9.02	0	0	0	0	9.02



Signature and Date

2

(I) (C) (ii) Statement showing holding of securities (including shares, warrants, convertible securities) of persons (together with PAC) belonging to the category "Public" and holding more than 5% of the total number of shares of the company

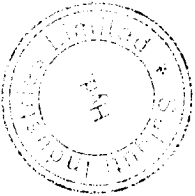
Sr No	Name(s) of the Shareholder(s) and Persons Acting in Concert (PAC) with them	Number of Shares held	Shares as a percentage of total number of shares (i.e., Grand Total (A)+(B)+(C) indicated in Statement at para (I)(a) above)	Details of warrants		Details of convertible securities		Total shares (including underlying shares assuming full conversion of warrants and convertible securities) as a % of diluted share capital
				Number of warrants held	As a % total number of warrants of the same class	Number of convertible securities held	As a % total number of securities of the same class	
				0	0	0	0	0
Total:				0	0	0	0	0



Signature: 
 Date: 
 Place: 

(i) (d) Statement showing details of locked-in shares

Sr No	Name of the Shareholders	Number of Shares	Shares as a percentage of total number of shares(i.e., Grand Total (A)+(B)+(C) indicated in Statement at para (i)(a) above)	Promoter / Promoter Group / Public
Total:		0	0	



Registrar of Companies

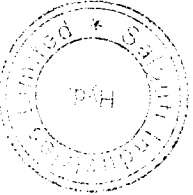
[Handwritten Signature]

2

[Handwritten Signature]

(ii) (a) Statement showing details of Depository Receipts (DRs)

Sr No	Type of outstanding DR (ADRs, GDRs, SDRs, etc.)	Number of outstanding DRS	Number of Shares underlying outstanding DRS	Shares underlying outstanding DRs as a percentage of total number of shares(i.e., Grand Total (A)+(B)+(C) indicated in Statement at para (i)(a) above)
Total:		0	0	0



The Rajgiri Industries Ltd

[Handwritten Signature]
Director

(ii) (a) Statement showing the voting pattern of shareholders if more than one class of shares/securities is issued by the issuer.

Give description of voting rights for each class of security

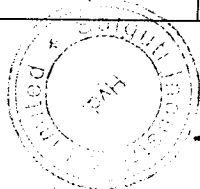
Class X: Equity

Class Y: Not Applicable

Class Z: Not Applicable

Category	Category of Shareholder	Number of Voting Rights held in each class of securities			Total Voting Rights (III+IV+V) (VI)	Total Voting Rights i.e. (VI)	
		Class X (III)	Class Y (IV)	Class Z (V)		As a percentage of (A+B) (VII)	As a percentage of (A+B+C) (VIII)
(A)	Shareholding of Promoter and Promoter Group						
1	Indian						
(a)	Individuals/Hindu Undivided Family	2636725	0	0	2636725	34.99	34.99
(b)	Central Government/State Government(s)	0	0	0	0	0	0
(c)	Bodies Corporate	2371875	0	0	2371875	31.47	31.47
(d)	Financial Institutions/Banks	0	0	0	0	0	0
(e)	Any Others(Specify)	0	0	0	0	0	0
(e-i)	Mutual Funds	0	0	0	0	0	0
(e-ii)	Trusts	0	0	0	0	0	0
	Sub Total (A)(1)	5008600	0	0	5008600	66.46	66.46
2	Foreign						
(a)	Individuals (Non Resident Individuals/Foreign Individual)	0	0	0	0	0	0
(b)	Bodies Corporate	0	0	0	0	0	0
(c)	Institutions	0	0	0	0	0	0
(d)	Qualified Foreign Investor	0	0	0	0	0	0
(e)	Any Others(Specify)	0	0	0	0	0	0
(e-i)	Overseas Corporate Bodies	0	0	0	0	0	0
(e-ii)		0	0	0	0	0	0
	Sub Total (A)(2)	0	0	0	0	0	0
	Total Shareholding of Promoter and Promoter Group (A)=(A)(1)+(A)(2)	5008600	0	0	5008600	66.46	66.46
(B)	Public Shareholding						
1	Institutions						
(a)	Mutual Funds/UTI	0	0	0	0	0	0
(b)	Financial Institutions/Banks	0	0	0	0	0	0
(c)	Central Government/State Government(s)	250000	0	0	250000	3.32	3.32
(d)	Venture Capital Funds	0	0	0	0	0	0
(e)	Insurance Companies	0	0	0	0	0	0
(f)	Foreign Institutional Investors	0	0	0	0	0	0
(g)	Foreign Venture Capital Investors	0	0	0	0	0	0
(h)	Qualified Foreign Investor	0	0	0	0	0	0
(i)	Any Others(Specify)	0	0	0	0	0	0
(i-i)	Foreign Companies	0	0	0	0	0	0
(i-ii)		0	0	0	0	0	0
	Sub Total (B)(1)	250000	0	0	250000	3.32	3.32
B2	Non-Institutions						
(a)	Bodies Corporate	446200	0	0	446200	5.92	5.92
(b)	Individuals						
(i)	Individual shareholders holding nominal share capital upto Rs.1 lakh	1583900	0	0	1583900	21.02	21.02

SPL_Patt_20130629



Shree Mahipati Industries Ltd

(Handwritten signature and scribbles)

(II)	Individual shareholders holding nominal share capital in excess of Rs.1 lakh	244000	0	0	244000	3.24	3.24
(c)	Qualified Foreign Investor	0	0	0	0	0	0
(d)	Any Others(Specify)						
(d-i)	Non Resident Individuals	4000	0	0	4000	0.05	0.05
(d-ii)	Overseas Corporate Bodies	0	0	0	0	0	0
(d-iii)	Trusts	0	0	0	0	0	0
(d-iv)	Employees	0	0	0	0	0	0
(d-v)	Clearing Members	0	0	0	0	0	0
(d-vi)	Foreign Nationals	0	0	0	0	0	0
	Sub Total (B)(2)	2278100	0	0	2278100	30.23	30.23
	Total Public Shareholding (B)=(B)(1)+(B)(2)	2528100	0	0	2528100	33.54	33.54
	Total (A)+(B)	7536700	0	0	7536700	100	100
(C)	Shares held by Custodians and against Depository Receipts have been issued						
1	Shareholding of Promoter and Promoter Group	0	0	0	0	0	0
2	Public Shareholding	0	0	0	0	0	0
	Grand Total (A)+(B)+(C)	7536700	0	0	7536700	100	100



Handwritten signature and date '2013-06-29'.