

Admn. Office : 8-2-334/18, 3rd Floor,
Road No. 3, Banjara Hills,
Hyderabad-500 034.
Tel : 23545939, 23543580 Fax : 23544909
CIN No. : L25209AP1984PLC005048



Date: 14th November 2019

To
The General Manager
Department of Corporate Services
BSE LTD,
Phiroze Jeejeebhoy Towers,
Daal Street, Mumbai - 400 001.

SALGUTI INDUSTRIES LTD
Scrip Code: (SALGUTI | 526554 | INE159C01012)

Dear Sir,

Sub: - OUTCOME OF Board Meeting - RESULTS for the 2nd quarter ending on 30th September 2019


Pursuant to the Regulation 29 (1) a) of SEBI (Listing Obligations and Disclosures Requirements) Regulations 2015, and pursuant to above referred references, we hereby submit the un-Audited Financial Results for the 2nd Quarter ending on 30th September 2019 which were considered, and approved in the Meeting of the Board of Directors of the Company which was commenced on Wednesday, 13th November 2019 and continued on Thursday 14th November 2019, at the Registered Office of the Company.


This is for your information and records.

Thanking You.

Yours Truly,


For SALGUTI INDUSTRIES LIMITED


S Vishnuvardhan Reddy
MANAGING DIRECTOR



SALGUTI INDUSTRIES LIMITED
STATEMENT OF UNAUDITED STANDALONE FINANCIAL RESULTS
FOR THE QUARTER AND HALF YEAR ENDED SEPTEMBER 2019

PARTICULARS	QUARTER ENDED			HALF YEARLY ENDED	
	30.09.2019 (UNAUDITED)	30.06.2019 (UNAUDITED)	30.09.2018 (UNAUDITED)	30.09.2019 (UNAUDITED)	30.09.2018 (UNAUDITED)
1. INCOME					
Income from operations	2,058.13	2,197.83	2,188.96	4,255.96	4,237.34
Other Income	1.88	-	-	1.88	-
TOTAL INCOME	2,060.01	2,197.83	2,188.96	4,257.84	4,237.34
2. EXPENSES					
Cost of Material Consumed	1,767.72	1,703.89	1,580.88	3,471.61	3,214.93
Changes in Inventories of Finished Goods, Work-in-Progress and Stock-in-Trade	(36.13)	(144.94)	240.82	(181.07)	275.88
Employee Benefit Expenses	84.57	109.92	108.53	194.49	216.02
Finance costs	48.88	98.11	102.26	146.99	220.62
Depreciation / Amortisation and Depletion Expense	45.39	44.42	46.24	89.81	92.48
Other expenses	78.82	390.10	100.62	468.92	205.86
TOTAL EXPENSES	1,989.25	2,201.50	2,179.35	4,190.75	4,225.79
3. PROFIT/(LOSS) BEFORE EXCEPTIONAL ITEMS (1-2)	70.76	(3.67)	9.61	67.09	11.55
4. EXCEPTIONAL ITEMS/ PRIOR PERIOD ITEMS					
5. PROFIT/(LOSS) BEFORE TAX (3-4)	70.76	(3.67)	9.61	67.09	11.55
6. TAX EXPENSES					
-Current Tax					
-Deferred Tax	63.32	(8.16)	-	55.16	-
7. Profit or (Loss) for the period from continuing operations	7.44	4.49	9.61	11.93	11.55
8. PROFIT/(LOSS) FROM DISCONTINUED OPERATIONS					
9. TAX EXPENSES FOR DISCONTINUED OPERATIONS					
10. PROFIT /(LOSS) FROM DISCONTINUED OPERATIONS (AFTER TAX) (8-9)					
11. PROFIT/(LOSS) FOR THE PERIOD (7+10)	7.44	4.49	9.61	11.93	11.55
12. OTHER COMPREHENSIVE INCOME					
(i) Exchange (gain)/loss on foreign currency transactions					
(ii) Actuarial loss on defined benefit plans recognized in accordance with Ind AS 19.					
13. TOTAL COMPREHENSIVE INCOME FOR THE PERIOD (COMPRISING PROFIT (LOSS) AND OTHER COMPREHENSIVE INCOME)	7.44	4.49	9.61	11.93	11.55
14. EARNINGS PER EQUITY SHARE (FOR CONTINUING OPERATION)					
(i) BASIC	0.09	0.06	0.13	0.16	0.15
(ii) DILUTED	0.09	0.06	0.13	0.16	0.15
15. EARNINGS PER EQUITY SHARE (FOR DISCONTINUING OPERATION):					
(i) BASIC					
(ii) DILUTED					
16. EARNINGS PER EQUITY SHARE (FOR CONTINUING AND DISCONTINUING OPERATION):					
(i) BASIC	0.09	0.06	0.13	0.16	0.15
(ii) DILUTED	0.09	0.06	0.13	0.16	0.15
17. Paid up Equity Share Capital(Face Value of INR 10/-per share	753.67	753.67	753.67	753.67	753.67

S. V. 

SALGUTI INDUSTRIES LIMITED

PART-II

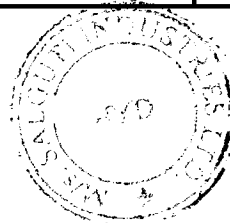
STATEMENT OF STANDALONE UNAUDITED ASSETS AND LIABILITIES

(Rupees in lakhs)


PARTICULARS	Standalone	
	As on 30th Sep 2019 (un-Audited)	As on 31st Mar 2019 (Audited)
ASSETS		
1 Non - Current Assets		
(a) Property, Plant, Equipment	954.92	1,031.72
(b) Capital Work-in-progress		
(c) Goodwill		
(d) Financial Assets:		
(i) Investments		
(ii) Loans	288.37	282.37
(iii) Other Financial Assets		
(e) Other non-current assets	22.02	22.02
(f) Deferred tax Asset (Net)		4.27
Current Assets		
(a) Inventories	1,782.62	1,721.16
(b) Financial Assets:		
(i) Trade Receivables	2,692.07	2,107.95
(ii) Cash and Cash Equivalents	10.73	4.67
(iii) Loans		
(c) Current Tax Assets	24.85	31.28
(d) Other Current Assets	758.23	627.31
Total	6,533.81	5,832.76
EQUITY AND LIABILITIES		
Equity		
(a) Equity Share Capital	753.67	753.67
(b) Other Equity	218.59	206.66
Liabilities		
1 Non-Current Liabilities		
(a) Financial Liabilities:		
(i) Borrowings	2,114.26	1,799.55
(b) Provisions		
(c) Deferred Tax Liabilities (Net)	50.89	
2 Current Liabilities		
(a) Financial Liabilities:		
(i) Borrowings	1,768.72	1,802.10
(ii) Trade Payables	1,546.43	1,049.90
(iii) Other Financial Liabilities	-	140.51
(b) Other Current Liabilities	74.85	79.56
(c) Provisions	6.42	0.81
(d) Current Tax liabilities (Net)	-	-
Total	6,533.81	5,832.76

S. V. J.

14.11.2019



SALGUTI INDUSTRIES LIMITED		
CASH FLOW STATEMENT FOR THE HALF YEAR ENDED 30.09.2019		
(Rupees in lakhs)		
Particulars	For the year ended 30/09/2019	For the year ended 30/09/2018
A. Cash flow from operating activities		
Profit/ (Loss) before tax	67.08	11.55
Adjustments to reconcile profit before tax to net cash from/ (used in) operating activities.		
Depreciation on property, plant and equipment	89.81	92.48
Amortisation and impairment of intangible assets	-	
(Gain)/loss on sale of property, plant and equipment	-	
Excess Loss	-	
Impairment loss on goodwill	-	
Interest income	(0.07)	-
Unamortised Expenses Written Off	-	
Deferred Tax Asset/Liability		
Finance costs (including fair value change in financial instruments)	227.00	220.62
Share of profit of an associate or a joint venture		
Operating Profit before working capital changes	383.82	324.65
Working capital adjustments		
Decrease/ (increase) in Trade and Other Advances		
Decrease/ (increase) in Inventory	(61.46)	250.64
Increase/ (decrease) in Trade Payables	496.53	(190.80)
(Increase) / decrease in Trade Receivables	(584.12)	(372.34)
Increase/ (decrease) in Short Term Loans and Advances	(33.39)	(111.50)
Decrease/ (increase) in Balances with Revenue Authorities		
Decrease/ (increase) in Current assets	(130.92)	29.50
Decrease/ (increase) in other Non-Current assets	-	
Decrease/ (increase) in Current Tax Assets	6.43	
(Decrease)/ increase in Current Tax liabilities		
(Decrease)/ increase in Short Term Provisions	5.61	3.09
Increase/ (decrease) Other Current Liabilities	(145.22)	(2.83)
Increase/ (decrease) in Short term borrowings		
Sub Total	(62.71)	(69.59)
Income tax paid		
Net cash flows from operating activities (A)	(62.71)	(69.59)
B. Cash flow from Investing activities		
Payment for purchase and construction of property, plant and equipment	(13.01)	(61.36)
Payment for purchase and construction of investment properties		
Payment for purchase and developent of intangible assets	-	
Purchase of financial instruments	-	
Acquisition of subsidiaries (net of cash acquired)	-	
Proceeds from sale of property, plant and equipment		
Proceeds from sale of financial instruments		
Interest received	0.07	
Refund/ (Investment) in bank deposits for more than 3 months		
Loans given	(6.00)	12.88
Repayment of loans given	-	
Net cash flows from / (used in) investing activities (B)	(18.93)	(48.48)
C. Cash flow from financing activities		
Proceeds from issue of share capital		
Proceeds from unlisted non convertible debentures		
Proceeds from redeemable preference shares		
Proceeds from long term loans and borrowings	314.70	321.44
Proceeds from acceptances		
Proceeds from sale of treasury shares		
Proceeds from exercise of share options		
Proceeds from settlement of derivative		
Transaction costs related to loans and borrowings		
Interest payment	(227.00)	(220.62)
Acquisition of Non-controlling interests		
Repurchase of treasury shares		
Net Cash flows from/ (used in) Financing activities (C)	87.71	100.82
Net increase/ (decrease) in cash and cash equivalents (A+B+C)	6.07	(17.25)
Opening Balance of Cash	4.67	28.36
Closing Balance of Cash	10.73	11.11



14.11.2019



P C N & ASSOCIATES
CHARTERED ACCOUNTANTS
Plot No. 12, "N Heights"
Ground Floor, Software Layout Unit
Cyberabad, Hyderabad - 500 081.

Tel. : (91-40) 2311 9499
E-mail : pcnassociates@yahoo.com

To
The Board of Directors,
Salguti Industries Ltd,

Limited Review Report for the quarter and half year ended 30th September 2019.

1. We have reviewed the accompanying statement of unaudited standalone financial results ("the statement") of **Salguti Industries Ltd** (the 'Company') for the quarter ended and half year ended 30th September, 2019. This statement which is the responsibility of the Company's management and approved by the Board of Directors of the company at their meeting held on 14th November, 2019, has been prepared in accordance with the recognition and measurement principles laid down in Indian Accounting Standard 34 "Interim financial reporting" ("Ind AS 34") prescribed under Section 133 of the companies Act, 2013 and other Accounting Principles generally accepted in India. and which has been initiated by us for identification purposes. Our responsibility is to express a report on the Statement based on our review.
2. We conducted our review in accordance with the Standard on Review Engagements (SRE) 2410, *Review of Interim Financial Information Performed by the Independent Auditor of the Entity* issued by the Institute of Chartered Accountants of India. This standard requires that we plan and perform the review to obtain moderate assurance as to whether the Statement is free of material misstatement. A review is limited primarily to inquiries of company personnel and analytical procedures applied to financial data and thus provide less assurance than an audit. We have not performed an audit and accordingly, we do not express an audit opinion.

M. Naveen



P C N & ASSOCIATES
CHARTERED ACCOUNTANTS
Plot No. 12, "N Heights"
Ground Floor, Software Layout Unit
Cyberabad, Hyderabad - 500 081.

Tel. : (91-40) 2311 9499
E-mail : pcnassociates@yahoo.com

3. Based on our review conducted as above, nothing has come to our attention that causes us to believe that the accompanying Statement prepared in accordance with the recognition and measurement principles laid down in the applicable Indian Accounting Standards ('Ind AS') specified under Section 133 of the Companies Act, 2013, read with relevant rules issued there under and other recognized accounting practices and policies has not disclosed the information required to be disclosed in terms of Regulation 33 of the SEBI (Listing Obligations and Disclosure Requirements) Regulations, 2015, read with SEBI Circular No. CIR/CFD/FAC/ 62/2016 dated July 5, 2016, including the manner in which it is to be disclosed, or that it contains any material misstatement.

For P C N & Associates,
Chartered Accountants
FRN: 016016S


M. Naveen

M Naveen

Partner

Membership No. 237316

UDIN: 19237316AAAAFF8773



Place: Hyderabad

Date: 14-11-2019