

Admn. Office : 8-2-334/18, 3rd Floor,
Road No. 3, Banjara Hills,
Hyderabad-500 034.
Tel : 23545939, 23543580 Fax : 23544909



Date: 16th July 2014

To
The Bombay Stock Exchange Limited
Phiroze Jeejeebhoy Towers,
Dalal Street, Mumbai – 400 001.

Dear Sir,


Sub: Submission of Shareholding Pattern for the Quarter ended on 30th June 2014 –
Clause – 35 of the Listing Agreement.


With reference to the captioned subject, we hereby submit the Shareholding Pattern of **M/s. SALGUTI INDUSTRIES LIMITED** for the Quarter ended on 30th June 2014 under Clause – 35 of the Listing Agreement.

This is for your information and record.

Thanking you,

Yours Truly,
For Salguti Industries Limited


Director



Enc: a/a

Name of the Company :SALGUTI INDUSTRIES LIMITED

Scrip Code:526554		SALGUTI INDUSTRIES LIMITED		,EQUITY
Quarter Ended: JUN'2014				
Partly Paid-up Shares:	No. of Partly Paid-up Shares:	As a % of total No. of partly paid-up Shares	As a % of total No. of shares of the company	
Held by promoter/promoter group	0	0	0	
Held by Public	0	0	0	
TOTAL:	0	0	0	
Outstanding Convertible Securites:	No. of outstanding Securities	As a % of total No. of outstanding convertible securities	As a % of total No. of shares of the company, assuming full conversion of the convertible securities	
Held by promoter/promoter group	0	0	0	
Held by Public	0	0	0	
TOTAL:	0	0	0	
Warrants:	No. of Warrants	As a % of total No. of Warrants	As a % of total No. of shares of the company, assuming full conversion of warrants	
Held by promoter/promoter group	0	0	0	
Held by Public	0	0	0	
TOTAL:	0	0	0	
Total paid-up capital of the company, assuming full conversion of warrants and convertible securities		7536700		






Table I (a) - Statement Showing Share Holding Pattern

Category code	Category of Shareholder	Number of Shareholders	Total Number of shares	Number of shares held in dematerialised form	Total shareholding as a percentage of total number of shares		Shares pledged or otherwise encumbered	
					As a Percentage of (A+B)1	As a Percentage of (A+B+C)	Number of Shares	As a percentage
(I)	(II)	(III)	(IV)	(V)	(VI)	(VII)	(VII)	(IX)=(VIII)/(IV)* 100
(A)	Shareholding of Promoter and Promoter Group							
1	Indian							
(a)	Individuals/Hindu Undivided Family	15	2682725	2682725	35.6	35.6	0	0
(b)	Central Government/State Government(s)	0	0	0	0	0	0	0
(c)	Bodies Corporate	6	2371875	2371875	31.47	31.47	0	0
(d)	Financial Institutions/Banks	0	0	0	0	0	0	0
(e)	Any Others(Specify)	0	0	0	0	0	0	0
(e-i)	Mutual Funds	0	0	0	0	0	0	0
(e-ii)	Trusts	0	0	0	0	0	0	0
	Sub Total (A)(1)	21	5054600	5054600	67.07	67.07	0	0
2	Foreign							
(a)	Individuals (Non Resident Individuals/Foreign Individuals)	0	0	0	0	0	0	0
(b)	Bodies Corporate	0	0	0	0	0	0	0
(c)	Institutions	0	0	0	0	0	0	0
(d)	Qualified Foreign Investor	0	0	0	0	0	0	0
(e)	Any Others(Specify)	0	0	0	0	0	0	0
(e-i)	Overseas Corporate Bodies	0	0	0	0	0	0	0
(e-ii)		0	0	0	0	0	0	0
	Sub Total (A)(2)	0	0	0	0	0	0	0
	Total Shareholding of Promoter and Promoter Group (A)=(A)(1)+(A)(2)	21	5054600	5054600	67.07	67.07	0	0
(B)	Public Shareholding							
1	Institutions							
(a)	Mutual Funds/UTI	0	0	0	0	0	0	0
(b)	Financial Institutions/Banks	0	0	0	0	0	0	0
(c)	Central Government/State Government(s)	1	250000	250000	3.32	3.32	0	0
(d)	Venture Capital Funds	0	0	0	0	0	0	0
(e)	Insurance Companies	0	0	0	0	0	0	0
(f)	Foreign Institutional Investors	0	0	0	0	0	0	0
(g)	Foreign Venture Capital Investors	0	0	0	0	0	0	0
(h)	Qualified Foreign Investor	0	0	0	0	0	0	0
(i)	Any Others(Specify)	0	0	0	0	0	0	0
(i-i)	Foreign Companies	0	0	0	0	0	0	0
(i-ii)		0	0	0	0	0	0	0
	Sub Total (B)(1)	1	250000	250000	3.32	3.32	0	0
B2	Non-Institutions							
(a)	Bodies Corporate	23	445700	5000	5.91	5.91	0	0
(b)	Individuals							
(i)	Individual shareholders holding nominal share capital upto Rs.1 lakh	3111	1576400	227900	20.92	20.92	0	0
(ii)	Individual shareholders holding nominal share capital in excess of Rs.1 lakh	6	206000	0	2.73	2.73	0	0
(c)	Qualified Foreign Investor	0	0	0	0	0	0	0
(d)	Any Others(Specify)							
(d-i)	Non Resident Individuals	5	4000	2000	0.05	0.05	0	0
(d-ii)	Overseas Corporate Bodies	0	0	0	0	0	0	0
(d-iii)	Trusts	0	0	0	0	0	0	0
(d-iv)	Employees	0	0	0	0	0	0	0
(d-v)	Clearing Members	0	0	0	0	0	0	0
(d-vi)	Foreign Nationals	0	0	0	0	0	0	0
	Sub Total (B)(2)	3145	2232100	234900	29.62	29.62	0	0
	Total Public Shareholding (B)=(B)(1)+(B)(2)	3146	2482100	484900	32.93	32.93	0	0
	Total (A)+(B)	3167	7536700	5539500	100	100	0	0
(C)	Shares held by Custodians and against Depository Receipts have been issued							
1	Shareholding of Promoter and Promoter Group	0	0	0	0	0	0	0
2	Public Shareholding	0	0	0	0	0	0	0
	Grand Total (A)+(B)+(C)	3167	7536700	5539500	100	100	0	0




Sr.No	Notes
1	
2	
3	
4	
5	
6	
7	
8	
9	
10	



(f)(b) Statement showing holding of securities (including shares, warrants, convertible securities) of persons belonging to the category "Promoter and Promoter Group"


Sr No	Name of the Shareholders	Details of Shares held		Encumbered shares(*)			Details of warrants		Details of convertible securities		Total shares (including underlying shares assuming full conversion of warrants and convertible securities) as a % of diluted share capital
		Number of Shares	As a % of grand Total (A)+(B)+(C)	Number	As a Percentage	As a % of grand total (A)+(B)+(C) of sub-clause (i)(a)	Number of warrants held	As a % total number of warrants of the same class	Number of Convertible securities held	As a % total number of securities of the same class	
(i)	(ii)	(iii)	(iv)	(v)	(vi)= (v)/iii*100	(vii)	(viii)	(ix)	(x)	(xi)	(xii)
1	SALGUTI FINANCE & INVESTMENTS (P) LTD.,	1454375	19.3	0	0	0	0	0	0	0	19.3
2	VISHNU VARDHAN REDDY SALGUTI	892400	11.84	0	0	0	0	0	0	0	11.84
3	RAJITHA REDDY SALGUTI	492700	6.54	0	0	0	0	0	0	0	6.54
4	SALGUTI TEXTILES PVT LTD.,	472500	6.27	0	0	0	0	0	0	0	6.27
5	PRAJWAL R SALGUTI	366900	4.86	0	0	0	0	0	0	0	4.86
6	SALGUTI BUILDERS PVT LTD.,	227500	3.02	0	0	0	0	0	0	0	3.02
7	KRISHNA REDDY MALLEPALLY	213800	2.84	0	0	0	0	0	0	0	2.84
8	SULOCHANA MALLEPALLY	203050	2.69	0	0	0	0	0	0	0	2.69
9	RAJESHWARAMMA SALGUTI	179200	2.38	0	0	0	0	0	0	0	2.38
10	GOPALREDDY SALGUTI	171800	2.28	0	0	0	0	0	0	0	2.28
11	M/S KISSAN OIL REFINARIES (P) LTD.,	117500	1.56	0	0	0	0	0	0	0	1.56
12	JURALA POWER PRIVATE LTD.,	50000	0.66	0	0	0	0	0	0	0	0.66
13	GADWAL POWER PROJECTS (P) LTD.,	50000	0.66	0	0	0	0	0	0	0	0.66
14	HANMANTH REDDY GDUNI	34250	0.45	0	0	0	0	0	0	0	0.45
15	INDIRA REDDY KUKUNDOR	30500	0.4	0	0	0	0	0	0	0	0.4
16	SUDHEER REDDY MALLAPALLY	27500	0.36	0	0	0	0	0	0	0	0.36
17	VENKATESHWARA REDDY SALGUTI	24000	0.32	0	0	0	0	0	0	0	0.32
18	B JYOTHI	23125	0.31	0	0	0	0	0	0	0	0.31
19	RAGHUVARDHAN REDDY MASTIPODR	12000	0.16	0	0	0	0	0	0	0	0.16
20	MUTYALA VENKATAIAH	10500	0.14	0	0	0	0	0	0	0	0.14
21	MUNDOLA LAKSHMIKAR REDDY	1600	0.02	0	0	0	0	0	0	0	0.02
	Total:	5054600	67.06	0	0	0	0	0	0	0	67.06

(*) The term "encumbrance" has the same meaning as assigned to it in regulation 28(3) of the SAST Regulations, 2011.




(i)(C)(i) Statement showing holding of securities (including shares, warrants, convertible securities) of persons belonging to the category "Public" and holding more than 1% of the total number of shares

Sr No	Name of the Shareholders	Number of Shares held	Shares as a percentage of total number of shares (i.e., Grand Total (A)+(B)+(C) indicated in Statement at para (i)(a) above)	Details of warrants		Details of convertible securities		Total shares (including underlying shares assuming full conversion of warrants and convertible securities) as a % of diluted share capital
				Number of warrants held	As a % total number of warrants of the same class	Number of Convertible securities held	As a % total number of securities of the same class	
1	ANDHRA PRADESH INDUSTRIAL DEVELOPMENT CORPORATION	250000	3.32	0	0	0	0	3.32
2	CUBEX TUBINGS LTD	195000	2.59	0	0	0	0	2.59
3	ENSPIRE INSTITUTE OF PROFESSIONAL	129800	1.72	0	0	0	0	1.72
4	PIYUSH GORDHANDAS DOSHI	105000	1.39	0	0	0	0	1.39
	Total:	679800	9.02	0	0	0	0	9.02




(I) C (ii) Statement showing holding of securities (including shares, warrants, convertible securities) of persons (together with PAC) belonging to the category "Public" and holding more than 5% of the total number of shares of the company

Sr No	Name(s) of the Shareholder(s) and Persons Acting in Concert (PAC) with them	Number of Shares held	Shares as a percentage of total number of shares (i.e., Grand Total (A)+(B)+(C) indicated in Statement at para (I)(a) above)	Details of warrants		Details of convertible securities		Total shares (including underlying shares assuming full conversion of warrants and convertible securities) as a % of diluted share capital
				Number of warrants held	As a % total number of warrants of the same class	Number of Convertible securities held	As a % total number of securities of the same class	
	Total:	0	0	0	0	0	0	0




(l)(d) Statement showing details of locked-in shares

Sr No	Name of the Shareholders	Number of Shares	Shares as a percentage of total number of shares(I.e., Grand Total (A)+(B)+(C) indicated in Statement at para (l)(a) above)	Promoter / Promoter Group / Public
1	SALGUTI FINANCE & INVESTMENTS (P) LTD.,	1454375	19.3	PROMOTER/PROMOTER GROUP
2	VISHNU VARDHAN REDDY SALGUTI	892400	11.84	PROMOTER/PROMOTER GROUP
3	RAJITHA REDDY SALGUTI	492700	6.54	PROMOTER/PROMOTER GROUP
4	SALGUTI TEXTILES PVT LTD.,	472500	6.27	PROMOTER/PROMOTER GROUP
5	PRAJWAL R SALGUTI	366300	4.86	PROMOTER/PROMOTER GROUP
6	SALGUTI BUILDERS PVT LTD.,	227500	3.02	PROMOTER/PROMOTER GROUP
7	KRISHNA REDDY MALLEPALLY	213800	2.84	PROMOTER/PROMOTER GROUP
8	SULOCHANA MALLEPALLY	203050	2.69	PROMOTER/PROMOTER GROUP
9	RAJESHWARAMMA SALGUTI	179200	2.38	PROMOTER/PROMOTER GROUP
10	GOPALREDDY SALGUTI	171800	2.28	PROMOTER/PROMOTER GROUP
11	M/S.KISSAN OIL REFINARIES (P) LTD.,	117500	1.56	PROMOTER/PROMOTER GROUP
12	JURALA POWER PRIVATE LTD.,	50000	0.66	PROMOTER/PROMOTER GROUP
13	GADWAL POWER PROJECTS (P) LTD.,	50000	0.66	PROMOTER/PROMOTER GROUP
14	HANMANATH REDDY GOUNI	34250	0.45	PROMOTER/PROMOTER GROUP
15	INDIRA REDDY KUKNOOR	30500	0.4	PROMOTER/PROMOTER GROUP
16	SUDHEER REDDY MALLAPALLY	27500	0.36	PROMOTER/PROMOTER GROUP
17	VENKATESHWARA REDDY SALUGUTI	24000	0.32	PROMOTER/PROMOTER GROUP
18	B JYOTHI	23125	0.31	PROMOTER/PROMOTER GROUP
19	RAGHUVARDHAN REDDY MASTIPOOR	12000	0.16	PROMOTER/PROMOTER GROUP
20	MUTYALA VENKATAIAH	10500	0.14	PROMOTER/PROMOTER GROUP
21	MUNDLA LAKSHMIKAR REDDY	1600	0.02	PROMOTER/PROMOTER GROUP
	Total:	5054600	67.06	




(ii)(a) Statement showing details of Depository Receipts (DRs)

Sr No	Type of outstanding DR (ADRs, GDRs, SDRs, etc.)	Number of outstanding DRs	Number of Shares underlying outstanding DRs	Shares underlying outstanding DRs as a percentage of total number of shares(i.e., Grand Total (A)+(B)+(C) indicated in Statement at para (i)(a) above)
	Total:	0	0	0



(II)(b) Statement showing holding of Depository Receipts (DRs), where underlying shares held by 'promoter/promoter group' are in excess of 1% of the total number of shares

Sr No	Name of the DR Holder	Type of outstanding DR (ADRs, GDRs, SDRs, etc.)	Number of Shares underlying outstanding DRs	Shares underlying outstanding DRs as a percentage of total number of shares (i.e., Grand Total (A)+(B)+(C) indicated in Statement at para (I)(a) above)
			0	0
Total:			0	0



(III) (a) Statement showing the voting pattern of shareholders if more than one class of shares/securities is issued by the issuer. Give description of voting rights for each class of security
Class X: Equity
Class Y: Not Applicable
Class Z: Not Applicable

Category code	Category of Shareholder	Number of Voting Rights held in each class of securities			Total Voting Rights (III+IV+V) (VI)	Total Voting Rights i.e. (VI)	
		Class X (III)	Class Y (IV)	Class Z (V)		As a percentage of (A+B) (VII)	As a percentage of (A+B+C) (VIII)
(A)	Shareholding of Promoter and Promoter Group						
1	Indian						
(a)	Individuals/Hindu Undivided Family	2682725	0	0	2682725	35.6	35.6
(b)	Central Government/State Government(s)	0	0	0	0	0	0
(c)	Bodies Corporate	2371875	0	0	2371875	31.47	31.47
(d)	Financial Institutions/Banks	0	0	0	0	0	0
(e)	Any Others(Specify)	0	0	0	0	0	0
(e-i)	Mutual Funds	0	0	0	0	0	0
(e-ii)	Trusts	0	0	0	0	0	0
	Sub Total (A)(1)	5054600	0	0	5054600	67.07	67.07
2	Foreign						
(a)	Individuals (Non Resident Individuals/Foreign Individuals)	0	0	0	0	0	0
(b)	Bodies Corporate	0	0	0	0	0	0
(c)	Institutions	0	0	0	0	0	0
(d)	Qualified Foreign Investor	0	0	0	0	0	0
(e)	Any Others(Specify)	0	0	0	0	0	0
(e-i)	Overseas Corporate Bodies	0	0	0	0	0	0
(e-ii)		0	0	0	0	0	0
	Sub Total (A)(2)	0	0	0	0	0	0
	Total Shareholding of Promoter and Promoter Group (A)=(A)(1)+(A)(2)	5054600	0	0	5054600	67.07	67.07
(B)	Public Shareholding						
1	Institutions						
(a)	Mutual Funds/UTI	0	0	0	0	0	0
(b)	Financial Institutions/Banks	0	0	0	0	0	0
(c)	Central Government/State Government(s)	250000	0	0	250000	3.32	3.32
(d)	Venture Capital Funds	0	0	0	0	0	0
(e)	Insurance Companies	0	0	0	0	0	0
(f)	Foreign Institutional Investors	0	0	0	0	0	0
(g)	Foreign Venture Capital Investors	0	0	0	0	0	0
(h)	Qualified Foreign Investor	0	0	0	0	0	0
(i)	Any Others(Specify)	0	0	0	0	0	0
(i-i)	Foreign Companies	0	0	0	0	0	0
(i-ii)		0	0	0	0	0	0
	Sub Total (B)(1)	250000	0	0	250000	3.32	3.32
B2	Non-Institutions						
(a)	Bodies Corporate	445700	0	0	445700	5.91	5.91
(b)	Individuals						
(i)	Individual shareholders holding nominal share capital upto Rs. 1 lakh	1576400	0	0	1576400	20.92	20.92
(ii)	Individual shareholders holding nominal share capital in excess of Rs.1 lakh	206000	0	0	206000	2.73	2.73
(c)	Qualified Foreign Investor	0	0	0	0	0	0
(d)	Any Others(Specify)						
(d-i)	Non Resident Individuals	4000	0	0	4000	0.05	0.05
(d-ii)	Overseas Corporate Bodies	0	0	0	0	0	0
(d-iii)	Trusts	0	0	0	0	0	0
(d-iv)	Employees	0	0	0	0	0	0
(d-v)	Clearing Members	0	0	0	0	0	0
(d-vi)	Foreign Nationals	0	0	0	0	0	0
	Sub Total (B)(2)	2232100	0	0	2232100	29.62	29.62
	Total Public Shareholding (B)=(B)(1)+(B)(2)	2482100	0	0	2482100	32.93	32.93
	Total (A)+(B)	7536700	0	0	7536700	100	100
(C)	Shares held by Custodians and against Depository Receipts have been issued						
1	Shareholding of Promoter and Promoter Group	0	0	0	0	0	0
2	Public Shareholding	0	0	0	0	0	0
	Grand Total (A)+(B)+(C)	7536700	0	0	7536700	100	100

