


Scrip Code:526554		SALGUTI INDUSTRIES LIMITED		,EQUITY	
Quarter Ended: MAR'2013					
Partly Paid-up Shares:		No. of Partly Paid-up Shares:	As a % of total No. of partly paid-up Shares	As a % of total No. of shares of the company	
Held by promoter/promoter group		0	0	0	
Held by Public		0	0	0	
TOTAL:		0	0	0	
Outstanding Convertible Securites:		No. of outstanding Securities	As a % of total No. of outstanding convertible securities	As a % of total No. of shares of the company, assuming full conversion of the convertible securities	
Held by promoter/promoter group		0	0	0	
Held by Public		0	0	0	
TOTAL:		0	0	0	
Warrants:		No. of Warrants	As a % of total No. of Warrants	As a % of total No. of shares of the company, assuming full conversion of warrants	
Held by promoter/promoter group		0	0	0	
Held by Public		0	0	0	
TOTAL:		0	0	0	
Total paid-up capital of the company, assuming full conversion of warrants and convertible securities		7536700			





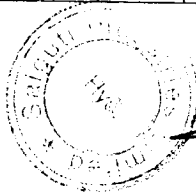



Table I (a) - Statement Showing Share Holding Patt

Gate gory code	Category of Shareholder	Numbe r of Share holders	Total Number of shares	Number of shares held in demateria lised form	Total shareholding as a percentage of total number of shares		Shares pledged or otherwise encumbered	
					As a Percentag e of	As a Percentage of (A+B+C)	Number of Shares	As a percentag e
(I)	(II)	(III)	(IV)	(V)	(VI)	(VII)	(VII)	(IX)=(VIII) /(IV)*100
(A)	Shareholding of Promoter and Promoter Group							
	1 Indian							
(a)	Individuals/Hindu Undivided Family	27	2636725	1518600	34.99	34.99	0	0
(b)	Central Government/State Government(s)	0	0	0	0	0	0	0
(c)	Bodies Corporate	10	2371875	990000	31.47	31.47	0	0
(d)	Financial Institutions/Banks	0	0	0	0	0	0	0
(e)	Any Others(Specify)	0	0	0	0	0	0	0
(e-i)	Mutual Funds	0	0	0	0	0	0	0
(e-ii)	Trusts	0	0	0	0	0	0	0
	Sub Total (A)(1)	37	5008600	2508600	66.46	66.46	0	0
	2 Foreign							
(a)	Individuals (Non Resident Individuals/Foreign	0	0	0	0	0	0	0
(b)	Bodies Corporate	0	0	0	0	0	0	0
(c)	Institutions	0	0	0	0	0	0	0
(d)	Qualified Foreign Investor	0	0	0	0	0	0	0
(e)	Any Others(Specify)	0	0	0	0	0	0	0
(e-i)	Overseas Corporate Bodies	0	0	0	0	0	0	0
(e-ii)		0	0	0	0	0	0	0
	Sub Total (A)(2)	0	0	0	0	0	0	0
	Total Shareholding of Promoter and Promoter Group (A)=(A)(1)+(A)(2)	37	5008600	2508600	66.46	66.46	0	0
(B)	Public Shareholding							
	1 Institutions							
(a)	Mutual Funds/UTI	0	0	0	0	0	0	0
(b)	Financial Institutions/Banks	0	0	0	0	0	0	0
(c)	Central Government/State Government(s)	1	250000	250000	3.32	3.32	0	0
(d)	Venture Capital Funds	0	0	0	0	0	0	0
(e)	Insurance Companies	0	0	0	0	0	0	0
(f)	Foreign Institutional Investors	0	0	0	0	0	0	0
(g)	Foreign Venture Capital Investors	0	0	0	0	0	0	0
(h)	Qualified Foreign Investor	0	0	0	0	0	0	0
(i)	Any Others(Specify)	0	0	0	0	0	0	0
(i-i)	Foreign Companies	0	0	0	0	0	0	0
(i-ii)		0	0	0	0	0	0	0
	Sub Total (B)(1)	1	250000	250000	3.32	3.32	0	0
B2	Non-Institutions							
(a)	Bodies Corporate	23	446200	5000	5.92	5.92	0	0
(b)	Individuals							
(I)	Individual shareholders holding nominal share capital upto Rs. 1 lakh	3114	1583900	234400	21.02	21.02	0	0
(II)	Individual shareholders holding nominal share capital in excess of Rs.1 lakh	8	244000	38000	3.24	3.24	0	0
(c)	Qualified Foreign Investor	0	0	0	0	0	0	0
(d)	Any Others(Specify)							
(d-i)	Non Resident Individuals	5	4000	2000	0.05	0.05	0	0
(d-ii)	Overseas Corporate Bodies	0	0	0	0	0	0	0
(d-iii)	Trusts	0	0	0	0	0	0	0
(d-iv)	Employees	0	0	0	0	0	0	0
(d-v)	Clearing Members	0	0	0	0	0	0	0
(d-vi)	Foreign Nationals	0	0	0	0	0	0	0
	Sub Total (B)(2)	3150	2278100	279400	30.23	30.23	0	0
	Total Public Shareholding (B)=(B)(1)+(B)(2)	3151	2528100	529400	33.54	33.54	0	0
	Total (A)+(B)	3188	7536700	3038000	100	100	0	0
(C)	Shares held by Custodians and against Depository Receipts have been issued							
1	Shareholding of Promoter and Promoter Gro							
2	Public Shareholding							
	Grand Total (A)+(B)+(C)	3188	7536700	3038000	100	100	0	0

SPL_Patt_20130330

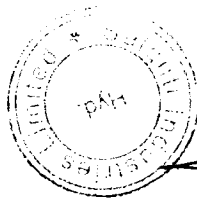


20130330

(I)(b) Statement showing holding of securities (including shares, warrants, convertible securities) of persons belonging to the category "Promoter and Promoter Group"

Sr No	Name of the Shareholders	Details of Shares held		Encumbered shares(*)			Details of warrants		Details of convertible securities		Total shares (including underlying shares assuming full conversion of warrants and convertible securities) as
		Number of Shares	As a % of grand Total (A)+(B)+(C)	Number	As a Percentage (VI)= (V)/III	As a % of grand total (A)+(B)+(C) of sub	Number of warrants held	As a % total number of warrants	Number of Convertible securities	As a % total number	
(i)	(ii)	(iii)	(iv)	(v)	(vi)= (v)/iii	(vii)	(viii)	(ix)	(x)	(xi)	(xii)
1	SALGUTI FINANCE & INVESTMENT PVT LTD	1169375	15.52	0	0	0	0	0	0	0	15.52
2	S VISHUVARDHAN REDDY	660000	8.76	0	0	0	0	0	0	0	8.76
3	SALGUTI TEXTILES PVT LTD.,	435000	5.77	0	0	0	0	0	0	0	5.77
4	PRAJWAL R SALGUTI	366300	4.86	0	0	0	0	0	0	0	4.86
5	SALGUTI FINANCE & INVESTMENTS (P) LTD.,	285000	3.78	0	0	0	0	0	0	0	3.78
6	S RAJITHA REDDY	270000	3.58	0	0	0	0	0	0	0	3.58
7	VISHNU VARDHAN REDDY SALGUTI	232400	3.08	0	0	0	0	0	0	0	3.08
8	RAJITHA REDDY SALGUTI	222700	2.95	0	0	0	0	0	0	0	2.95
9	SALGUTI BUILDERS PVT LTD.,	190000	2.52	0	0	0	0	0	0	0	2.52
10	RAJESHWARAMMA SALGUTI	174200	2.31	0	0	0	0	0	0	0	2.31
11	SULOCHANA MALLEPALLY	169300	2.25	0	0	0	0	0	0	0	2.25
12	GOPALREDDY SALGUTI	166800	2.21	0	0	0	0	0	0	0	2.21
13	KRISHNA REDDY MALLEPALLY	153800	2.04	0	0	0	0	0	0	0	2.04
14	M/S.KISSAN OIL REFINARIES (P) LTD.,	80000	1.06	0	0	0	0	0	0	0	1.06
15	M KSRISHNA REDDY	60000	0.8	0	0	0	0	0	0	0	0.8
16	JURALA POWER PROJECTS PVT LTD	50000	0.66	0	0	0	0	0	0	0	0.66
17	GADWAL POWER PROJECTS PVT LTD	50000	0.66	0	0	0	0	0	0	0	0.66
18	KISAN OIL REFINARIES PVT LTD	37500	0.5	0	0	0	0	0	0	0	0.5
19	SALGUTI BUILDERS PVT LTD	37500	0.5	0	0	0	0	0	0	0	0.5
20	SALGUTI TEXTILES LTD	37500	0.5	0	0	0	0	0	0	0	0.5
21	M SULOCHANA	33750	0.45	0	0	0	0	0	0	0	0.45
22	G HANUMANTH REDDY	28750	0.38	0	0	0	0	0	0	0	0.38
23	VENKATESHWARA REDDY SALUGUTI	19000	0.25	0	0	0	0	0	0	0	0.25
24	B RAVINDER REDDY	15625	0.21	0	0	0	0	0	0	0	0.21
25	RAGHUVARDHAN REDDY MASTIPOOR	7000	0.09	0	0	0	0	0	0	0	0.09
26	MUTYALA VENKATAIAH	5500	0.07	0	0	0	0	0	0	0	0.07
27	S REJESWARANNA	5000	0.07	0	0	0	0	0	0	0	0.07
28	S VENKATESWARA REDDY	5000	0.07	0	0	0	0	0	0	0	0.07
29	SAVITHA R MALLEPALLI	5000	0.07	0	0	0	0	0	0	0	0.07
30	SUDHEER R MALLEPALLI	5000	0.07	0	0	0	0	0	0	0	0.07
31	B JYOTHI REDDY	5000	0.07	0	0	0	0	0	0	0	0.07
32	K RAVENDER REDDY	5000	0.07	0	0	0	0	0	0	0	0.07
33	K INDRA REDDY	5000	0.07	0	0	0	0	0	0	0	0.07
34	M VENKATAIAH	5000	0.07	0	0	0	0	0	0	0	0.07
35	M RAGHUVARDHAN REDDY	5000	0.07	0	0	0	0	0	0	0	0.07
36	S GOPAL REDDY	5000	0.07	0	0	0	0	0	0	0	0.07
37	MUNDLA LAKSHMIKAR REDDY	1600	0.02	0	0	0	0	0	0	0	0.02
	Total:	5008600	66.46	0	0	0	0	0	0	0	66.46

(*) The term "encumbrance" has the same meaning as assigned to it in regulation 28(3) of the SAST Regulations, 2011.




SRI Salguti Industries Ltd

[Handwritten signature]
Director

(i) (c) (i) Statement showing holding of securities (including shares, warrants, convertible securities) of persons belonging to the category "Public" and holding more than 1% of the total number of shares

Sr No	Name of the Shareholders	Number of Shares held	Shares as a percentage of total number of shares (i.e., Grand Total (A)+(B)+(C) indicated in Statement at para (I)(a)	Details of warrants		Details of convertible securities		Total shares (including underlying shares assuming full conversion of warrants and convertible securities) as a % of diluted
				Number of warrants held	As a % total number of warrants of the	Number of Convertible securities	As a % total number of securities of the same class	
1	ANDHRA PRADESH INDUSTRIAL DEVELOPMENT CORPO	250000	3.32	0	0	0	0	3.32
2	CUBEX TUBINGS LTD	195000	2.59	0	0	0	0	2.59
3	ENSPIRE INSTITUTE OF PROFESSIONAL	129800	1.72	0	0	0	0	1.72
4	PIYUSH GORDHANDAS DOSHI	105000	1.39	0	0	0	0	1.39
	Total:	679800	9.02	0	0	0	0	9.02

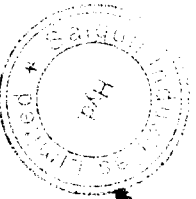


Om Saijati Industries Ltd

[Handwritten Signature]
[Handwritten Name]

(I) (C) (ii) Statement showing holding of securities (including shares, warrants, convertible securities) of persons (together with PAC) belonging to the category "Public" and holding more than 5% of the total number of shares of the company

Sr No	Name(s) of the Shareholder(s) and Persons Acting in Concert (PAC) with them	Number of Shares held	Shares as a percentage of total shares (i.e., Grand Total (A)+(B)+(C) indicated in Statement at para (I)(a) above)	Details of warrants		Details of convertible securities		Total shares (including underlying shares assuming full conversion of warrants and convertible securities) as a % of diluted share capital
				Number of warrants held	As a % total number of warrants of the same	Number of convertible securities	As a % total number of securities of the same class	
		0	0	0	0	0	0	0
Total:		0	0	0	0	0	0	0



Home Mortgage Induswale Ltd

[Handwritten signature]

[Handwritten signature]

(II)(a) Statement showing details of Depository Receipts (DRs)

Sr No	Type of outstanding DR (ADRs, GDRs, SDRs, etc.)	Number of outstanding DRs	Number of Shares underlying outstanding DRs	Shares underlying outstanding DRs as a percentage of total number of shares (i.e., Grand Total (A)+(B)+(C) indicated in Statement at para (II)(a) above)
Total:		0	0	0







(II)(b) Statement showing holding of Depository Receipts (DRs), where _____ underlying shares held by 'promoter/promoter group' are in excess of 1% of the total number of shares

Sr No	Name of the DR Holder	Type of outstanding DR (ADRs, GDRs, SDRs, etc.)	Number of Shares underlying outstanding DRs	Shares underlying outstanding DRs as a percentage of total number of shares (i.e., Grand Total (A)+(B)+(C) indicated in Statement at para (I)(a) above)
Total:			0	0



(III) (a) Statement showing the voting pattern of shareholders if more than one class of shares/securities is issued by the issuer.


Give description of voting rights for each class of security

Class X: Equity

Class Y: Not Applicable

Class Z: Not Applicable

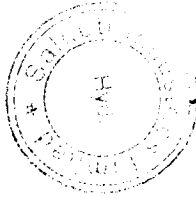
Category	Category of Shareholder	Number of Voting Rights held in each class of			Total Voting (III+IV+V) (VI)	Total Voting Rights i.e. (VI)	
		Class X (III)	Class Y (IV)	Class Z (V)		As a percentage of (A+B) (VII)	As a percentage of (A+B+C) (VIII)
(A)	Shareholding of Promoter and Promoter Group						
	1 Indian						
(a)	Individuals/Hindu Undivided Family	2636725	0	0	2636725	34.99	34.99
(b)	Central Government/State Government(s)	0	0	0	0	0	0
(c)	Bodies Corporate	2371875	0	0	2371875	31.47	31.47
(d)	Financial Institutions/Banks	0	0	0	0	0	0
(e)	Any Others(Specify)	0	0	0	0	0	0
(e-i)	Mutual Funds	0	0	0	0	0	0
(e-ii)	Trusts	0	0	0	0	0	0
	Sub Total (A)(1)	5008600	0	0	5008600	66.46	66.46
	2 Foreign						
(a)	Individuals (Non Resident Individuals/Foreign Individ	0	0	0	0	0	0
(b)	Bodies Corporate	0	0	0	0	0	0
(c)	Institutions	0	0	0	0	0	0
(d)	Qualified Foreign Investor	0	0	0	0	0	0
(e)	Any Others(Specify)						
(e-i)	Overseas Corporate Bodies	0	0	0	0	0	0
(e-ii)		0	0	0	0	0	0
	Sub Total (A)(2)	0	0	0	0	0	0
	Total Shareholding of Promoter and Promoter Group (A)={A}(1)+{A}(2)	5008600	0	0	5008600	66.46	66.46
(B)	Public Shareholding						
	1 Institutions						
(a)	Mutual Funds/UTI	0	0	0	0	0	0
(b)	Financial Institutions/Banks	0	0	0	0	0	0
(c)	Central Government/State Government(s)	250000	0	0	250000	3.32	3.32
(d)	Venture Capital Funds	0	0	0	0	0	0
(e)	Insurance Companies	0	0	0	0	0	0
(f)	Foreign Institutional Investors	0	0	0	0	0	0
(g)	Foreign Venture Capital Investors	0	0	0	0	0	0
(h)	Qualified Foreign Investor	0	0	0	0	0	0
(i)	Any Others(Specify)						
(i-i)	Foreign Companies	0	0	0	0	0	0
(i-ii)		0	0	0	0	0	0
	Sub Total (B)(1)	250000	0	0	250000	3.32	3.32
	B2 Non-Institutions						
(a)	Bodies Corporate	446200	0	0	446200	5.92	5.92
(b)	Individuals						
(i)	Individual shareholders holding nominal share capital upto Rs.1 lakh	1583900	0	0	1583900	21.02	21.02
(ii)	Individual shareholders holding nominal share capital in excess of Rs.1 lakh	244000	0	0	244000	3.24	3.24
(c)	Qualified Foreign Investor	0	0	0	0	0	0
(d)	Any Others(Specify)						
(d-i)	Non Resident Individuals	4000	0	0	4000	0.05	0.05
(d-ii)	Overseas Corporate Bodies	0	0	0	0	0	0



SHRI SHRI INDUSTRIES P.L.C.

(Handwritten signature)
SPL Part 2013030

(d-iii)	Trusts	0	0	0	0	0	0
(d-iv)	Employees	0	0	0	0	0	0
(d-v)	Clearing Members	0	0	0	0	0	0
(d-vi)	Foreign Nationals	0	0	0	0	0	0
	Sub Total (B)(2)	2278100	0	0	2278100	30.23	30.23
	Total Public Shareholding (B)=(B)(1)+(B)(2)	2528100	0	0	2528100	33.54	33.54
	Total (A)+(B)	7536700	0	0	7536700	100	100
(C)	Shares held by Custodians and against Depository Receipts have been issued						
1	Shareholding of Promoter and Promoter Group	0	0	0	0	0	0
2	Public Shareholding	0	0	0	0	0	0
	Grand Total (A)+(B)+(C)	7536700	0	0	7536700	100	100



Shree Saijwal Industries Ltd.

[Handwritten signature]