





| Statement Showing Shareholding Pattern | | | | | | | | |
|---|---|-----------------------------------|------------------------|--|---|----------------------------|--|-----------------|
| Name of the Company : | | SALGUTI INDUSTRIES LIMITED | | | | | | |
| Scrip Code : | | 526554 Quarter Ended : 30.09.2010 | | | | | | |
| Category code | Category of Shareholder | Number of Shareholders | Total number of shares | Number of shares held in dematerialized form | Total shareholding as a percentage of total number of | | Shares Pledged or otherwise encumbered | |
| | | | | | As a percentage of(A+B) ¹ | As a percentage of (A+B+C) | Number of shares | As a percentage |
| (A) Shareholding of Promoter and Promoter Group² | | | | | | | | |
| 1 Indian | | | | | | | | |
| (a) | Individuals/ Hindu Undivided Family | 53 | 1721725 | 236500 | 22.84 | 22.84 | 50000 | 2.90 |
| (b) | Central Government/ State Government(s) | 0 | 0 | 0 | 0.00 | 0.00 | 0 | 0.00 |
| (c) | Bodies Corporate | 12 | 2371875 | 240000 | 31.47 | 31.47 | 0 | 0.00 |
| (d) | Financial Institutions/ Banks | 0 | 0 | 0 | 0.00 | 0.00 | 0 | 0.00 |
| (e) | Any Others(Specify) | 0 | 0 | 0 | 0.00 | 0.00 | 0 | 0.00 |
| (e-i) | | | | | | | | |
| (e-ii) | | | | | | | | |
| Sub Total(A)(1) | | 65 | 4093600 | 476500 | 54.32 | 54.32 | 0 | 0.00 |
| 2 Foreign | | | | | | | | |
| a | Individuals (Non-Residents Individuals/ Foreign Individuals) | 0 | 0 | 0 | 0.00 | 0.00 | 0 | 0.00 |
| b | Bodies Corporate | 0 | 0 | 0 | 0.00 | 0.00 | 0 | 0.00 |
| c | Institutions | 0 | 0 | 0 | 0.00 | 0.00 | 0 | 0.00 |
| d | Any Others(Specify) | 0 | 0 | 0 | 0.00 | 0.00 | 0 | 0.00 |
| d-i | | 0 | 0 | 0 | 0.00 | 0.00 | 0 | 0.00 |
| d-ii | | 0 | 0 | 0 | 0.00 | 0.00 | 0 | 0.00 |
| Sub Total(A)(2) | | 0 | 0 | 0 | 0.00 | 0.00 | 0 | 0.00 |
| Total Shareholding of Promoter and Promoter Group (A)= (A)(1)+(A)(2) | | 65 | 4093600 | 476500 | 54.32 | 54.32 | 0 | 0.00 |
| (B) Public shareholding | | | | | | | | |
| 1 Institutions | | | | | | | | |
| (a) | Mutual Funds/ UTI | 0 | 0 | 0 | 0.00 | 0.00 | 0 | 0.00 |
| (b) | Financial Institutions/ Banks | 0 | 0 | 0 | 0.00 | 0.00 | 0 | 0.00 |
| (c) | Central Government/ State Government(s) | 1 | 250000 | 250000 | 3.32 | 3.32 | 0 | 0.00 |
| (d) | Venture Capital Funds | 0 | 0 | 0 | 0.00 | 0.00 | 0 | 0.00 |
| (e) | Insurance Companies | 0 | 0 | 0 | 0.00 | 0.00 | 0 | 0.00 |
| (f) | Foreign Institutional Investors | 0 | 0 | 0 | 0.00 | 0.00 | 0 | 0.00 |
| (g) | Foreign Venture Capital Investors | 0 | 0 | 0 | 0.00 | 0.00 | 0 | 0.00 |
| (h) | Any Other (specify) | 0 | 0 | 0 | 0.00 | 0.00 | 0 | 0.00 |
| (h-i) | | 0 | 0 | 0 | 0.00 | 0.00 | 0 | 0.00 |
| (h-ii) | | 0 | 0 | 0 | 0.00 | 0.00 | 0 | 0.00 |
| Sub-Total (B)(1) | | 1 | 250000 | 250000 | 3.32 | 3.32 | 0 | 0.00 |
| B 2 Non-institutions | | | | | | | | |
| (a) | Bodies Corporate | 25 | 316600 | 5200 | 4.20 | 4.20 | 0 | 0.00 |
| (b) | Individuals | | | | | | | |
| I | Individuals -i. Individual shareholders holding nominal share capital up to Rs 1 lakh | 3517 | 2613500 | 223700 | 34.68 | 34.68 | 0 | 0.00 |
| II | ii. Individual shareholders holding nominal share capital in excess of Rs. 1 lakh. | 9 | 259000 | 38000 | 3.44 | 3.44 | 0 | 0.00 |
| (c) | Any Other (specify) | | | | | | | |
| (c-i) | Non Residents | 5 | 4000 | 2000 | 0.05 | 0.05 | 0 | 0.00 |
| (c-ii) | | | | | | | | |
| Sub-Total (B)(2) | | 3556 | 3193100 | 268900 | 42.37 | 42.37 | 0 | 0.00 |
| (B) Total Public Shareholding (B)= (B)(1)+(B)(2) | | 3557 | 3443100 | 518900 | 45.68 | 45.68 | 0 | 0.00 |
| TOTAL (A)+(B) | | 3622 | 7536700 | 995400 | 100.00 | 100.00 | 0 | 0.00 |
| (C) Shares held by Custodians and against which Depository Receipts have been issued | | | | | | | | |
| | | 0 | 0 | 0 | 0.00 | 0.00 | 0 | 0.00 |
| GRAND TOTAL (A)+(B)+(C) | | 3622 | 7536700 | 995400 | 100.00 | 100.00 | 0 | 0.00 |




(I)(b) Statement showing holding of securities (including shares, warrants, convertible securities) of persons belonging to the category "Promoter and Promoter Group"

| Sr No | Name of the Shareholders | Details of Shares held | | Shares pledged or otherwise encumbered | | |
|-------|---|------------------------|-----------------------------------|--|--------------------|--|
| | | Number of Shares | As a % of grand Total (A)+(B)+(C) | Number | As a Percentage | As a % of grand total (A)+(B)+(C) of sub-clause (I)(a) |
| (I) | (II) | (III) | (IV) | (V) | (VI)= (V)/(II)*100 | (VII) |
| 1 | SALGUTI FINANCE & INVESTMENT PVT LTD | 1169375 | 15.72 | 0 | 0 | 0 |
| 2 | S VISHUWARDHAN REDDY | 660000 | 8.76 | 0 | 0 | 0 |
| 3 | SALGUTI TEXTILES LIMITED | 435000 | 5.77 | 0 | 0 | 0 |
| 4 | S RAJITHA REDDY | 270000 | 3.58 | 0 | 0 | 0 |
| 5 | SALGUTI FINANCE & INVESTMENT (P) LTD | 205000 | 2.72 | 0 | 0 | 0 |
| 6 | SALGUTI BUILDERS (P) LIMITED | 110000 | 1.46 | 0 | 0 | 0 |
| 7 | VISHNU VARDHAN REDDY SALGUTI | 100400 | 1.33 | 0 | 0 | 0 |
| 8 | SALGUTI BUILDERS PVT LTD, | 80000 | 1.05 | 0 | 0 | 0 |
| 9 | SALGUTI FINANCE & INVESTMENTS (P) LTD., | 80000 | 1.05 | 0 | 0 | 0 |
| 10 | M/S KISSAN OIL REFINARIES (P) LTD., | 80000 | 1.05 | 0 | 0 | 0 |
| 11 | S RAJITHA REDDY | 60500 | 0.8 | 0 | 0 | 0 |
| 12 | M KSRISHNA REDDY | 60000 | 0.8 | 0 | 0 | 0 |
| 13 | JURALA POWER PROJECTS PVT LTD | 50000 | 0.66 | 0 | 0 | 0 |
| 14 | GADWAL POWER PROJECTS PVT LTD | 50000 | 0.66 | 0 | 0 | 0 |
| 15 | S NARAYAN REDDY | 50000 | 0.66 | 0 | 0 | 0 |
| 16 | P SUBBA REDDY | 50000 | 0.66 | 0 | 0 | 0 |
| 17 | K RAMACHANDRAIAH | 50000 | 0.66 | 0 | 0 | 0 |
| 18 | RAJITHA REDDY SALGUTI | 45100 | 0.6 | 0 | 0 | 0 |
| 19 | G VENKATA KRISHNA REDDY | 40000 | 0.53 | 0 | 0 | 0 |
| 20 | KISSAN OIL REFINARIES PVT LTD | 37500 | 0.5 | 0 | 0 | 0 |
| 21 | SALGUTI BUILDERS PVT LTD | 37500 | 0.5 | 0 | 0 | 0 |
| 22 | SALGUTI TEXTILES LTD | 37500 | 0.5 | 0 | 0 | 0 |
| 23 | S RAJITHA REDDY | 14000 | 0.18 | 0 | 0 | 0 |
| 24 | M SULOCHANA | 20000 | 0.27 | 0 | 0 | 0 |
| 25 | G SATYANARAYANA REDDY | 20000 | 0.27 | 0 | 0 | 0 |
| 26 | G HANUMANTH REDDY | 18000 | 0.23 | 0 | 0 | 0 |
| 27 | S PRAJWAL REDDY | 22000 | 0.3 | 0 | 0 | 0 |
| 28 | RAJESHWARAMMA SALGUTI | 22500 | 0.3 | 0 | 0 | 0 |
| 29 | SATYANARAYANA REDDY | 20000 | 0.27 | 0 | 0 | 0 |
| 30 | VENKATESHWARA REDDY SALUGUTI | 19000 | 0.25 | 0 | 0 | 0 |
| 31 | SULOCHANA MALLEPALLY | 17500 | 0.23 | 0 | 0 | 0 |
| 32 | B RAVINDER REDDY | 15625 | 0.21 | 0 | 0 | 0 |
| 33 | GOPALREDDY SALGUTI | 15000 | 0.2 | 0 | 0 | 0 |
| 34 | YASHODA | 9000 | 0.12 | 0 | 0 | 0 |
| 35 | RAGHUVARDHAN REDDY MASTIPOOR | 7000 | 0.09 | 0 | 0 | 0 |
| 36 | HARISHCHANDRA REDDY | 7000 | 0.09 | 0 | 0 | 0 |
| 37 | S SREENIVAS REDDY | 7000 | 0.09 | 0 | 0 | 0 |
| 38 | M RAJESHWAR REDDY | 7000 | 0.09 | 0 | 0 | 0 |
| 39 | M NARAYAN REDDY | 7000 | 0.09 | 0 | 0 | 0 |
| 40 | IMUTYALA VENKATAIAH | 5500 | 0.07 | 0 | 0 | 0 |
| 41 | M VENKATRAM REDDY | 5500 | 0.07 | 0 | 0 | 0 |
| 42 | M N REDDY | 5500 | 0.07 | 0 | 0 | 0 |
| 43 | S REJESWARANNA | 5000 | 0.07 | 0 | 0 | 0 |
| 44 | S VENKATESWARA REDDY | 5000 | 0.07 | 0 | 0 | 0 |
| 45 | SAVITHA R MALLEPALLI | 5000 | 0.07 | 0 | 0 | 0 |
| 46 | SUDHEER R MALLEPALLI | 5000 | 0.07 | 0 | 0 | 0 |
| 47 | B JYOTHI REDDY | 5000 | 0.07 | 0 | 0 | 0 |
| 48 | K RAVENDER REDDY | 5000 | 0.07 | 0 | 0 | 0 |
| 49 | K INDRA REDDY | 5000 | 0.07 | 0 | 0 | 0 |
| 50 | M VENKATAIAH | 5000 | 0.07 | 0 | 0 | 0 |
| 51 | M RAGHUVARDHAN REDDY | 5000 | 0.07 | 0 | 0 | 0 |
| 52 | S GOPAL REDDY | 5000 | 0.07 | 0 | 0 | 0 |
| 53 | G BALASWAMY | 3500 | 0.05 | 0 | 0 | 0 |
| 54 | RAVINDER REDDY BORRA | 2500 | 0.03 | 0 | 0 | 0 |
| 55 | KRISHNA REDDY MALLEPALLY | 2000 | 0.03 | 0 | 0 | 0 |
| 56 | K BUTCHAI AH | 2000 | 0.03 | 0 | 0 | 0 |
| 57 | K PURUSHOTTAM | 2000 | 0.03 | 0 | 0 | 0 |
| 58 | K JANARDHAN | 2000 | 0.03 | 0 | 0 | 0 |
| 59 | LAXMIKAR REDDY | 1600 | 0.02 | 0 | 0 | 0 |
| 60 | Y SADASHIVAIAH | 1000 | 0.01 | 0 | 0 | 0 |
| 61 | R GOVERDHAN REDDY | 1000 | 0.01 | 0 | 0 | 0 |
| 62 | R GOVERDHAN | 1000 | 0.01 | 0 | 0 | 0 |
| 63 | M SULAIMAN | 1000 | 0.01 | 0 | 0 | 0 |
| 64 | K SURENDER | 1000 | 0.01 | 0 | 0 | 0 |
| 65 | K NARENDER | 1000 | 0.01 | 0 | 0 | 0 |
| | Total: | 4093600 | 54.32 | 0 | 0 | 0 |




(I)(d) Statement showing details of locked-in shares

| Sr. No. | Name of the shareholder | Number of locked-in shares | Locked-in shares as a percentage of total number of shares {i.e., Grand Total (A)+(B)+(C) indicated in Statement at para (I)(a) above} |
|--------------|-------------------------|----------------------------|--|
| 1 | NIL | 0 | 0.00 |
| | | | |
| | | | |
| | | | |
| TOTAL | NIL | 0 | 0.00 |



(II)(a) Statement showing details of Depository Receipts (DRs)

| Sr. No. | Type of outstanding DR (ADRs, GDRs, SDRs, etc.) | Number of outstanding DRs | Number of shares underlying outstanding DRs | Shares underlying outstanding DRs as a percentage of total number of shares {i.e., Grand Total (A)+(B)+(C) indicated in Statement at para (I)(a) above} |
|--------------|--|------------------------------|--|--|
| 1 | NIL | 0 | 0 | 0.00 |
| | | | | |
| | | | | |
| | | | | |
| TOTAL | NIL | 0 | 0 | 0.00 |



(II)(b) Statement showing Holding of Depository Receipts (DRs), where underlying shares are in excess of 1% of the total number of shares

| Sr. No. | Name of the DR Holder | Type of outstanding DR (ADRs, GDRs, SDRs, etc.) | Number of shares underlying outstanding DRs | Shares underlying outstanding DRs as a percentage of total number of shares {i.e., Grand Total (A)+(B)+(C) indicated in Statement at para (I)(a) above} |
|------------------|-----------------------|---|---|---|
| 1 | NIL | 0 | 0 | 0.00 |
| | | | | |
| | | | | |
| | | | | |
| TOTAL NIL | | 0 | 0 | 0.00 |

