

**SALGUTI INDUSTRIES LIMITED**


8-2-334/18, Road No 2, Banjara Hills, Hyderabad - 500 034.

**AUDITED FINANCIAL RESULTS FOR THE YEAR ENDED 31st MARCH 2014**


PART - I		(Rs In Lakhs)				
Sl. No.	Particulars	QUARTER ENDED			YEAR ENDED	
		AUDITED	UNAUDITED		AUDITED	
		31-03-2014	31-12-2013	31-03-2013	31-03-2014	31-03-2013
1	<b>Income from operations</b>					
	a) Net Sales / Income from Operations (net of excise duty)	2,462.62	3,379.41	2,551.22	12,262.37	11,001.87
	b) Other Operating Income	14.94	-	3.24	14.94	3.24
	<b>Total income from operations (net)</b>	<b>2,477.56</b>	<b>3,379.41</b>	<b>2,554.46</b>	<b>12,277.31</b>	<b>11,005.11</b>
2	<b>Expenses</b>					
	a) Cost of Materials Consumed	2,255.01	2,759.71	2,172.67	10,225.05	8,888.12
	b) Change in Inventory (Finished Goods & WIP)	(426.39)	(12.52)	(41.78)	(411.29)	(95.41)
	c) Employee benefit expenses	74.68	132.63	134.21	479.93	474.63
	d) Other Expenses	438.76	205.53	40.98	999.38	822.10
	e) Depreciation	81.11	63.25	56.71	270.86	253.72
	<b>Total expenses</b>	<b>2,423.17</b>	<b>3,148.60</b>	<b>2,362.79</b>	<b>11,563.93</b>	<b>10,343.16</b>
3	Profit from operations before other income, interest & Exceptional items (1-2)	54.39	230.81	191.67	713.38	661.95
4	a) Other Income	(0.02)	7.08	5.93	7.08	7.58
	b) Foreign Exchange Fluctuation Gain / (Loss)	-	-	-	-	-
5	Profit from operations before Interest & Exceptional items (3+4)	54.37	237.89	197.60	720.46	669.53
6	Finance costs (Interest & Bank charges)	127.67	218.21	220.62	753.82	715.45
7	Profit from operations after finance cost but before Exceptional Items (5-6)	(73.30)	19.68	(23.02)	(33.36)	(45.92)
8	Exceptional Items	-	-	-	-	-
9	Profit (+)/Loss (-) from Ordinary Activities before tax (7+8)	<b>(73.30)</b>	<b>19.68</b>	<b>(23.02)</b>	<b>(33.36)</b>	<b>(45.92)</b>
10	Tax Expenses (including deferred tax)	8.81	8.36	44.63	37.64	48.91
	Provision for Taxation	(3.75)	-	(1.58)	-	-
	Provision for Deferred Tax	12.56	8.36	46.21	37.64	48.91
11	Net Profit (+) / Loss (-) from Ordinary Activities after tax (9-10)	(82.11)	11.32	(67.65)	(71.00)	(94.83)
12	Extraordinary items (net of tax expenses)	-	-	-	-	-
13	<b>Net profit(+)/Loss (-) for the period (11-12)</b>	<b>(82.11)</b>	<b>11.32</b>	<b>(67.65)</b>	<b>(71.00)</b>	<b>(94.83)</b>
14	Paid up Equity Share Capital (Face value of Rs. 10/- each)	753.67	753.67	753.67	753.67	753.67
15	Reserves excluding revaluation reserves as per Balance Sheet of previous accounting year	509.78	509.78	553.37	509.78	553.37
16	a) EPS before Extraordinary Items (not annualized)					
	i) Basic	(1.09)	0.15	(0.90)	(0.94)	(1.26)
	ii) Diluted	(1.09)	0.15	(0.90)	(0.94)	(1.26)
17	b) EPS after Extraordinary Items (not annualized)					
	i) Basic	(1.09)	0.15	(0.90)	(0.94)	(1.26)
	ii) Diluted	(1.09)	0.15	(0.90)	(0.94)	(1.26)

**PART - II**

A	PARTICULARS OF SHAREHOLDING					
1	<b>Public shareholding</b>					
	Number of shares	25,28,100	25,28,100	25,28,100	25,28,100	25,28,100
	Percentage of shareholding	33.54%	33.54%	33.54%	33.54%	33.54%



2 Promoters and promoter group Shareholding						
a)	<b>Pledged/Encumbered</b>	-	-	-	-	-
	1. Number of Shares	0	0	0	0	0
	2. Percentage of shares (as a % of the total shareholding of promoter and promoter group)	0.00%	0.00%	0.00%	0.00%	0.00%
	3. Percentage of shares (as a % of the total share capital of the company)	0.00%	0.00%	0.00%	0.00%	0.00%
b)	<b>Non- Encumbered</b>					
	1. Number of Shares	50,08,600	50,08,600	50,08,600	50,08,600	50,08,600
	2. Percentage of shares (as a % of the total shareholding of promoter and promoter group)	100.00%	100.00%	100.00%	100.00%	100.00%
	3. Percentage of shares (as a % of the total share capital of the company)	66.46%	66.46%	66.46%	66.46%	66.46%
<b>B</b>	<b>INVESTOR COMPLAINTS</b>	<b>Quarter Ended 31-03-2014</b>				
	Pending at the beginning of the quarter	NIL				
	Received during the quarter	NIL				
	Disposed of during the quarter	NIL				
	Remaining unresolved at the end of the quarter	NIL				



**SALGUTI INDUSTRIES LIMITED**  
8-2-334/18, Road No 2, Banjara Hills, Hyderabad - 500 034.


**STATEMENT OF ASSETS AND LIABILITIES**

(Rs in Lakhs)

	PARTICULARS	AS AT 31-3-2014 (AUDITED)	AS AT 31-3-2013 (AUDITED)
<b>A</b>	<b>EQUITY AND LIABILITIES</b>		
<b>1</b>	<b>Shareholders funds</b>		
	a) Share Capital	753.67	753.67
	b) Reserves & Surplus	438.78	509.78
	<b>Sub-total - Shareholders funds</b>	<b>1,192.45</b>	<b>1,263.45</b>
<b>2</b>	<b>Share application money pending allotment</b>	-	-
<b>3</b>	<b>Non-Current liabilities</b>		
	a) Long-term borrowings	3,452.41	3,262.01
	b) Deferred tax liabilities (net)	439.42	401.78
	c) Other long-term liabilities	-	-
	d) Long-term provisions	-	-
	<b>Sub-total - Non-current liabilities</b>	<b>3,891.83</b>	<b>3,663.79</b>
<b>4</b>	<b>Current liabilities</b>		
	a) Short-term borrowings	2,267.18	2,232.60
	b) Trade payables	833.11	810.92
	c) Other current liabilities	576.53	403.67
	d) Short-term provisions	30.30	33.66
	<b>Sub-total - Current liabilities</b>	<b>3,707.12</b>	<b>3,480.85</b>
	<b>TOTAL - EQUITY AND LIABILITIES</b>	<b>8,791.40</b>	<b>8,408.09</b>
<b>B</b>	<b>ASSETS</b>		
<b>1</b>	<b>Non-current assets</b>		
	a) Fixed Assets	3,813.41	4,023.48
	b) Non-current investments	16.85	15.65
	c) Deferred tax assets (net)	-	-
	d) Long-term loans and advances	169.34	144.83
	e) Other non-current assets	55.63	41.67
	<b>Sub-total - Non-current assets</b>	<b>4,055.23</b>	<b>4,225.63</b>
<b>2</b>	<b>Current assets</b>		
	a) Current investments	-	-
	b) Inventories	2,566.55	1,971.28
	c) Trade receivables	1,864.69	1,911.26
	d) Cash & Bank Balances	5.52	15.46
	e) Short-term loans and advances	288.74	278.18
	f) Other current assets	10.67	6.28
	<b>Sub-total - Current assets</b>	<b>4,736.17</b>	<b>4,182.46</b>
	<b>TOTAL - ASSETS</b>	<b>8,791.40</b>	<b>8,408.09</b>

**Note:**


- The above audited results were reviewed by the audit committee and subsequent approval by the Board of Directors at their respective meeting held on 30-5-2014. The Statutory auditors have expressed an unqualified audit opinion.
- The information presented above is extracted from the audited financial statements.
- Figures for the quarter ended 31st March, 2014 are the balancing figures between audited figures in respects of full financial year and published unaudited year to date figures upto third quarter of the relevant financial year.
- The company received no requests during the quarter ended 31-03-2014 from share holders, and no complaints were pending at the beginning or end of the Quarter.



5. Previous period/year's figures have been regrouped and rearranged wherever necessary.

Place : Hyderabad  
Date : 30-05-2014

For and on behalf of Board of Directors



  
Managing Director


SEGMENT WISE REVENUE RESULTS FOR THE QUARTER ENDED 31st MARCH, 2014

S.NO	PARTICULARS	QUARTER ENDED			YEAR ENDED	
		AUDITED	UNAUDITED		AUDITED	
		31/03/2014	31/12/2013	31/03/2013	31/03/2014	31/03/2013
	Segment Revenue (Netsale/Income from each segment					
	A) PLASTIC	1743.14	2527.14	1877.31	9265.64	8465.67
	B) TEXTILES	719.48	852.27	673.91	2996.73	2536.20
	C) OTHERS					
	TOTAL	2462.62	3379.41	2551.22	12262.37	11001.87
	LESS: Intersegment revenue netsale					
	Income from operations					
	Net sales/Income from operations	2462.62	3379.41	2551.22	12262.37	11001.87

NOTES

- 1) The above audited results were reviewed by the audit committee and subsequent approval by the Board of Directors at their respective meeting held on 30-5-2014. The Statutory auditors have expressed an unqualified audit opinion. The information presented above is extracted from the audited financial statements.
- 2) Figures for the quarter ended 31st March, 2014 are the balancing figures between audited figures in respects of full financial year and published unaudited year to date figures upto third quarter of the relevant financial year.
- 3) The company received no requests during the quarter ended 31-03-2014 from share holders, and no complaints were pending at the beginning or end of the Quarter.
- 4) Previous period/year's figures have been regrouped and rearranged wherever necessary.

Place: Hyderabad  
 Date: 30-05-2014



For SALGUTI INDUSTRIES LTD  
  
 DIRECTOR



**P. MURALI & CO.,**

CHARTERED ACCOUNTANTS  
6-3-655/2/3, SOMAJIGUDA,  
HYDERABAD - 500 082. INDIA

Tel. : (91-40) 2332 6666, 2331 2554  
2339 3967, 2332 1470  
Fax : (91-40) 2339 2474  
E-mail : pmurali.co@gmail.com  
info@pmurali.com  
Website : www.pmurali.com

005

**Auditors' Report on Quarterly Financial Results and Year to Date Financial Results of Salguti Industries Limited Pursuant to the Clause 41 of the Listing Agreement**

To  
The Board of Directors of  
Salguti Industries Limited

We have audited the quarterly financial results of Salguti Industries Limited ('the Company') for the quarter ended 31<sup>st</sup> March, 2014 and the year to date financial results for the period from 1<sup>st</sup> April 2013 to 31<sup>st</sup> March, 2014, attached herewith, being submitted by the Company pursuant to the requirement of Clause 41 of the Listing Agreement, except for the disclosures regarding 'Public Shareholding' and 'Promoter and Promoter Group Shareholding' which have been traced from disclosures made by the management and have not been audited by us. These quarterly financial results as well as the year to date financial results have been prepared on the basis of the interim financial statements, which are the responsibility of the Company's management. Our responsibility is to express an opinion on these financial results based on our audit of such interim financial statements, which have been prepared in accordance with the recognition and measurement principles laid down in Accounting Standard (AS) 25, Interim Financial Reporting, issued pursuant to the Companies Act 1956 read with General Circular 8/2014 dated 4<sup>th</sup> April, 2014 issued by the Ministry of Corporate Affairs and other accounting principles generally accepted in India.


We conducted our audit in accordance with auditing standards generally accepted in India. Those Standards require that we plan and perform the audit to obtain reasonable assurance about whether the financial results are free of material misstatement(s). An audit includes examining, on a test basis, evidence supporting the amounts disclosed as financial results. An audit also includes assessing the accounting principles used and significant estimates made by management. We believe that our audit provides a reasonable basis for our opinion.

In our opinion and to the best of our information and according to the explanations given to us, these quarterly financial results as well as the year to date financial results:

- (i) Are presented in accordance with the requirements of Clause 41 of the Listing Agreement in this regard; and
- (ii) give a true and fair view of the net loss and other financial information for the quarter ended 31<sup>st</sup> March, 2014 as well as the year to date results for the period from 1<sup>st</sup> April 2013 to 31<sup>st</sup> March, 2014.

Further, we also report that we have on the basis of the books of account and other records and information and explanations given to us by the management, also verified the number of shares as well as percentage of shareholdings in respect of aggregate amount of public shareholdings, as furnished by the Company in terms of Clause 35 of the Listing Agreement and found the same to be correct.

For P. Murali & Co.,  
Chartered Accountants  
FRN : 007257s



*M*

Murali Mohana Rao  
Partner  
M.No. 023412

Place : Hyderabad  
Date : 30<sup>th</sup> May, 2014